

# Departemen Perikanan

Departemen Perikanan

Filter by publication year range: 2022 to 2026

## Summary metrics

Entity: Departemen Perikanan · Within: All subject areas (ASJC) · Year range: 2022 to 2026 · Data source: Scopus, up to 27 May 2026

226

Scholarly Output 

69.0% Open Access

44 ▲

Researchers

1.17

Field-Weighted Citation Impact



0.34

Field-Weighted  
Citation Impact  
Median

754

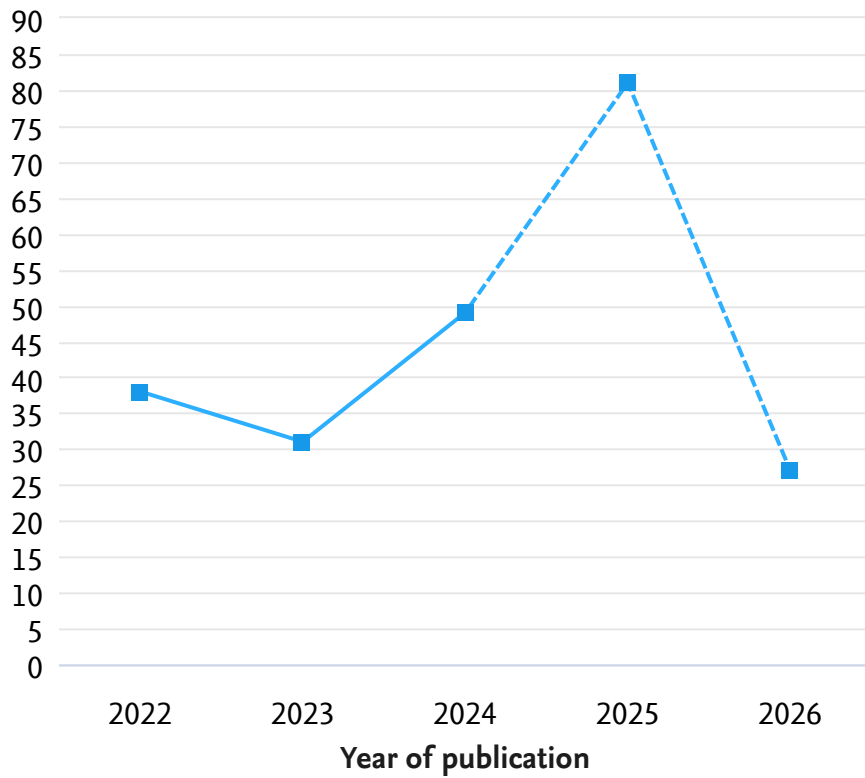
Citation Count 

3.3

Citations per Publication 

## Scholarly Output

Entity: Departemen Perikanan · Within: All subject areas (ASJC) · Year range: 2022 to 2026 · Data source: Scopus, up to 27 May 2026



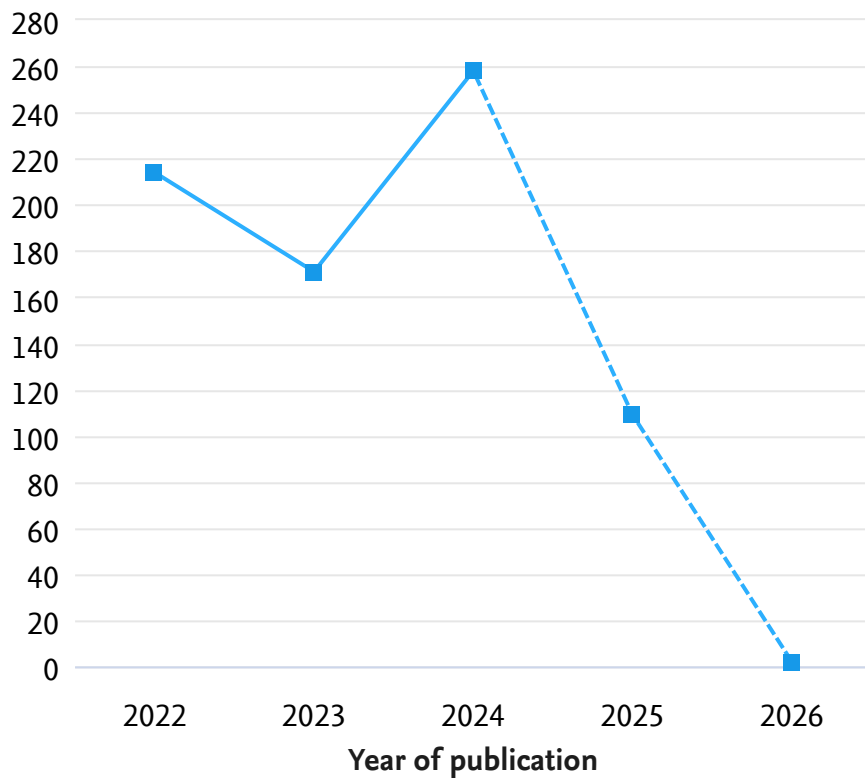
226

number of publications by authors  
in Departemen Perikanan

▨ Incomplete year

## Citation Count

Entity: Departemen Perikanan · Within: All subject areas (ASJC) · Year range: 2022 to 2026 · Data source: Scopus, up to 27 May 2026



754

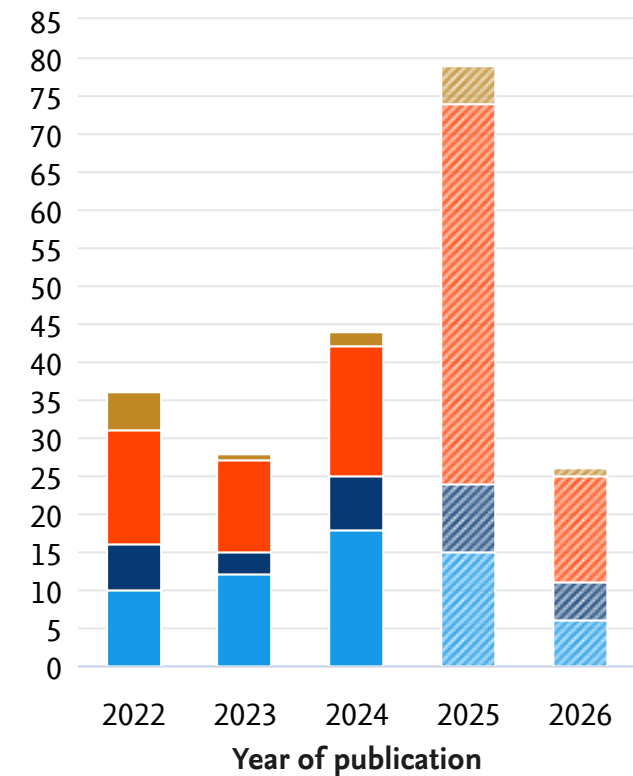
number of citations received by publications in Departemen Perikanan

▨ Incomplete year

## Publications by Journal quartile

Entity: Departemen Perikanan · Within: All subject areas (ASJC) · Year range: 2022 to 2026 · Data source: Scopus, up to 27 May 2026

### Share of publications per Journal quartile by CiteScore Percentile



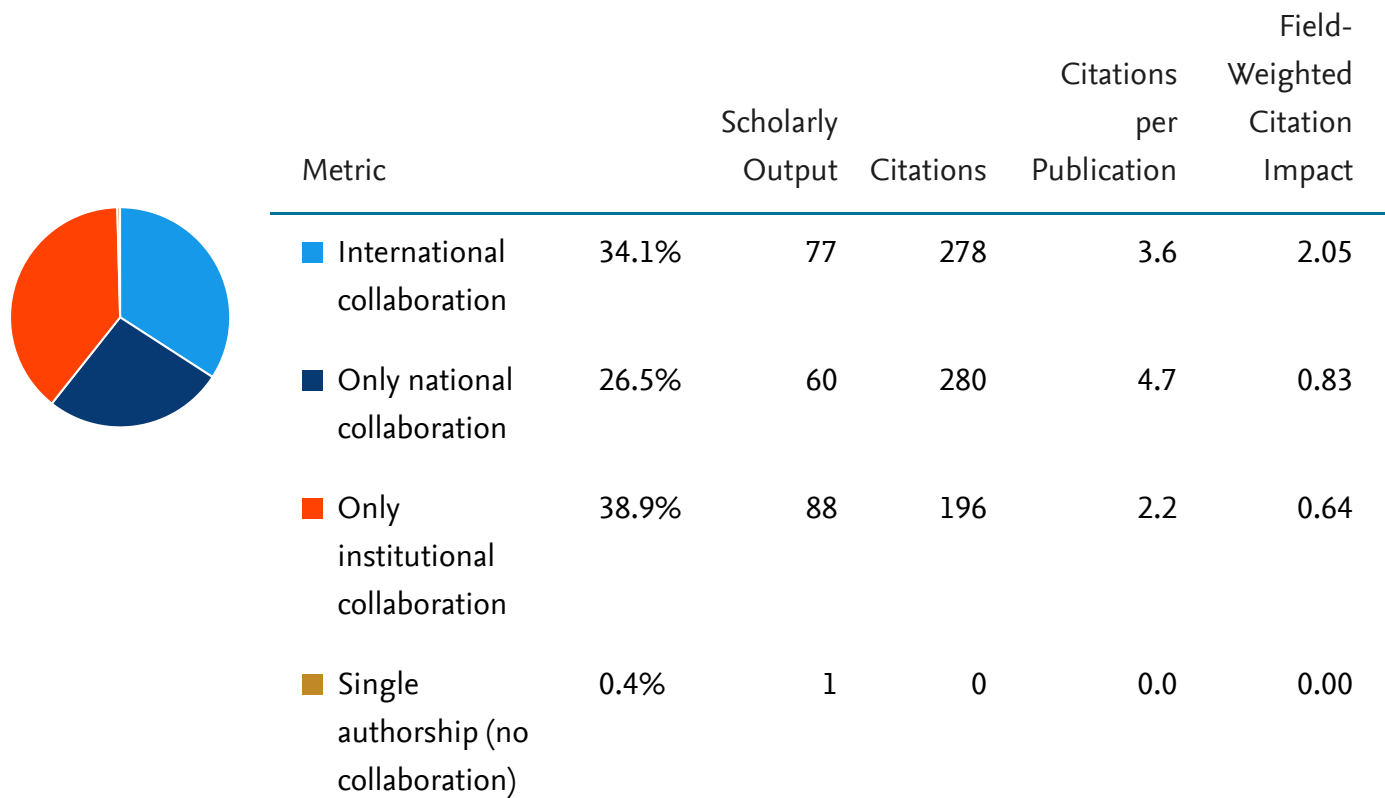
▨ Incomplete year

Quartiles	Publications	Publication share (%)
Q1 (top 25%)	61	28.6
Q2 (26% - 50%)	30	14.1
Q3 (51% - 75%)	108	50.7
Q4 (76% - 100%)	14	6.6
Cumulative shares	Publications	Publication share (%)
Q1 to Q2 (top 50%)	91	42.7
Q1 to Q3 (top 75%)	199	93.4

## Geographical Collaboration - Overall

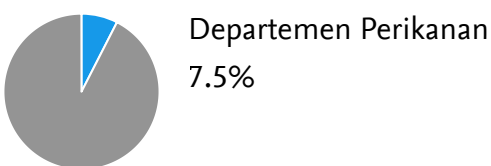
Entity: Departemen Perikanan · Within: All subject areas (ASJC) · Year range: 2022 to 2026 · Data source: Scopus, up to 27 May 2026

International, national and institutional collaboration by in Departemen Perikanan in the selected year range.



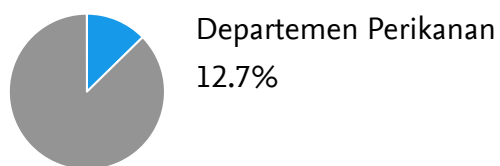
## Outputs in Top 10% Citation Percentiles summary

Entity: Departemen Perikanan · Within: All subject areas (ASJC) · Year range: 2022 to 2026 · Data source: Scopus, up to 27 May 2026



## Publications in Top 10% Journal Percentiles by CiteScore Percentile

Entity: Departemen Perikanan · Within: All subject areas (ASJC) · Year range: 2022 to 2026 · Data source: Scopus, up to 27 May 2026



### International Collaboration summary


Entity: Departemen Perikanan · Within: All subject areas (ASJC) · Year range: 2022 to 2026 · Data source: Scopus, up to 27 May 2026



Departemen Perikanan  
34.1%

### Academic-Corporate Collaboration summary

Entity: Departemen Perikanan · Within: All subject areas (ASJC) · Year range: 2022 to 2026 · Data source: Scopus, up to 27 May 2026



Departemen Perikanan  
0.0%

## Publications with Highest FWCI

Entity: Departemen Perikanan · Within: All subject areas (ASJC) · Year range: 2022 to 2026 · Data source: Scopus, up to 27 May 2026









Publication	Citations	Field-Weighted Citation Impact
Digital Innovation for Sustainable Shrimp Aquaculture in Indonesia: Addressing Disease Outbreaks, Socioeconomic, and Environmental Challenges. Khan, A.M.A., Andoyo, R., Wibisono, G. and 6 more (2026) IOP Conference Series: Earth and Environmental Science, 1581 (1).	1	104.58
Characterization of seaweed healthy salt from Indonesian <i>Ulva lactuca</i> and <i>Chaetomorpha</i> sp. flour. Nurjanah, Nurilmala, M., Alfarizi, S. and 3 more (2024) BIO Web of Conferences, 112.	7	6.86
Evaluation of the nutritional value of fermented pangasius fish waste and its potential as a poultry feed supplement. Abun, A., Rusmana, D., Haetami, K. and 1 more (2025) Veterinary World, 18 (2), pp. 355-366.	6	6.22

## Publications with Highest FWCI



Publication	Citations	Field-Weighted Citation Impact
Biosecurity in Aquaculture: Nurturing Health and Ensuring Sustainability. Othman, R., Elabd, H., Pratiwy, F.M. and 3 more (2024) Essentials of Aquaculture Practices, pp. 139-182.	7	5.26
Illegal fishing threatens the sustainability of future tuna commodities in Indonesia. Khan, A.M.A., Jiang, M.-G., Yang, X.-Q. and 5 more (2024) Marine Policy, 159.	22	4.39

## Topic Clusters

Entity: Departemen Perikanan · Within: All subject areas (ASJC) · Year range: 2022 to 2026 · Data source: Scopus, up to 27 May 2026 · Filters: Top 10 Topic Clusters by Scholarly Output

Topic Cluster	By this Group of Researchers		Worldwide
	Scholarly Output	Field-Weighted Citation Impact	Prominence percentile
Mangrove Ecosystems and Heavy Metal Pollution Dynamics TC.912	14	1.19	72.858 
Nutritional Enhancements in Aquaculture Feed Systems TC.713	13	0.79	82.603 
Coral Reefs and Marine Ecosystem Resilience TC.479	12	1.15	74.101 
Spermatozoa Characteristics and Reproductive Dynamics in Fish TC.1419	10	0.63	10.334 
Ecosystem Dynamics and Carbon Management in Fisheries TC.629	9	0.41	46.697 
Biodiversity and Aquaculture in the Mediterranean Sea TC.1261	9	0.48	23.872 
Conservation Strategies for Endangered Marine Species TC.1327	9	0.52	28.450 
Climate Variability and Tropical Cyclone Dynamics TC.14	8	0.35	91.956 

## Topic Clusters

Topic Cluster	By this Group of Researchers		Worldwide
	Scholarly Output	Field-Weighted Citation Impact	Prominence percentile
Biodiversity and Aquaculture in Marine Ecosystems TC.326	8	0.40	54.611 
Salmon Population Dynamics and Water Management Challenges TC.721	6	1.42	38.326 

## Researchers

Entity: Departemen Perikanan · Within: All subject areas (ASJC) · Year range: 2022 to 2026 · Data source: Scopus, up to 27 May 2026

Name	Scholarly Output	Most recent publication	Citations	<i>h</i> -index
1. Arief, Mochamad Candra Wirawan	32	2026	77	6
2. Herawati, Titin	23	2026	62	6
3. Zahidah, Hasan	19	2026	25	6
4. Iskandar	19	2025	44	7
5. Rochima, Emma	18	2026	167	11
6. Baihaqi, F.	18	2026	38	4
7. Anna, Zuzy	15	2026	84	12
8. Sahidin, Asep	15	2025	28	7
9. Nurhayati, Atikah	15	2026	17	5
10. Dewanti, Lantun Paradhita	14	2026	52	6
11. Herawati, Heti	14	2026	11	5
12. Andriani, Yuli	14	2026	15	6
13. Khan, Alexander M.a.	12	2026	40	6
14. Zidni, Irfan	12	2026	48	7
15. Grandiosa, Roffi	12	2026	21	7
16. Pratiwy, Fittrie Meyllianawaty	12	2026	23	4
17. Buwono, Ibnu Dwi	11	2026	14	5
18. Pratama, Gilar Budi	11	2026	16	2
19. Rostika, Rita	10	2026	31	6

## Researchers

Name	Scholarly Output	Most recent publication	Citations	<i>h</i> -index
20. Yustiati, Ayi	8	2026	7	4
21. Pratiwi, Dian Yuni	8	2025	10	2
22. Wijayanti, Lady Ayu Sri	8	2026	8	3
23. Haetami, Kiki	7	2026	20	4
24. Junianto	7	2026	17	7
25. Pratama, Rusky Intan	7	2025	12	5
26. Khoerunnisa, Nurani A.	7	2026	12	2
27. Apriliani, Izza Mahdiana	6	2026	27	7
28. Rostini, Iis	6	2025	16	4
29. Subhan, Ujang	6	2025	18	5
30. Mulyani, Yuniar	6	2026	11	2
31. Gumilar, I.	6	2026	0	1
32. Maulina, Ine	5	2026	1	1
33. Rizal, Achmad	5	2026	21	8
34. Suryadi, Ibnu Bangkit Bioshina	5	2026	7	3
35. Putra, Pringgo Kusuma Dwi Noor Yadi	5	2025	12	2
36. Liviawaty, Evi	5	2026	5	2
37. Lili, Walim	3	2025	14	4
38. Handaka, Asep Agus	3	2026	3	2
39. Andhikawati, Aulia	3	2026	1	1
40. Akbarsyah, Nora	3	2025	3	1

## Researchers

Name	Scholarly Output	Most recent publication	Citations	<i>h</i> -index
41. Nurruhwati, Isni	2	2023	4	3
42. Rosidah	2	2025	3	3
43. Aisyah, Aisyah	2	2025	3	1
44. Permana, R. D.	1	2025	1	2