

Departemen Sosial Ekonomi Pertanian

Departemen Sosial Ekonomi Pertanian

Filter by publication year range: 2022 to 2026

Summary metrics

Entity: Departemen Sosial Ekonomi Pertanian · Within: All subject areas (ASJC) · Year range: 2022 to 2026 ·

Data source: Scopus, up to 27 May 2026

147

Scholarly Output 

85.0% Open Access

38 ▼

Researchers

0.80

Field-Weighted Citation Impact




0.43

Field-Weighted
Citation Impact
Median

878

Citation Count 

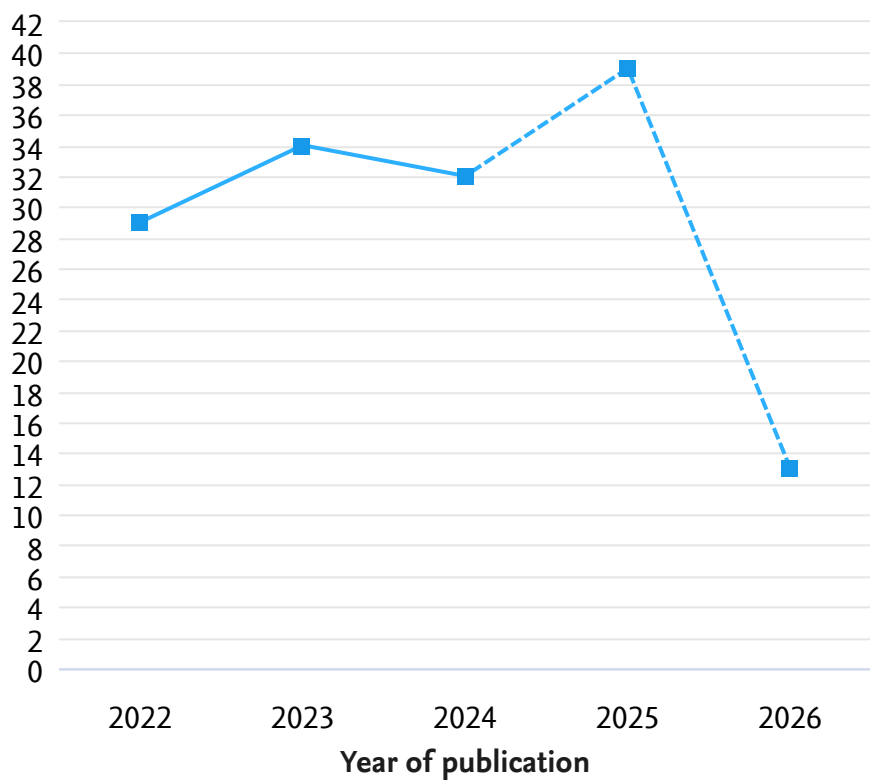
6.0

Citations per Publication 

Scholarly Output

Entity: Departemen Sosial Ekonomi Pertanian · Within: All subject areas (ASJC) · Year range: 2022 to 2026 ·

Data source: Scopus, up to 27 May 2026



147

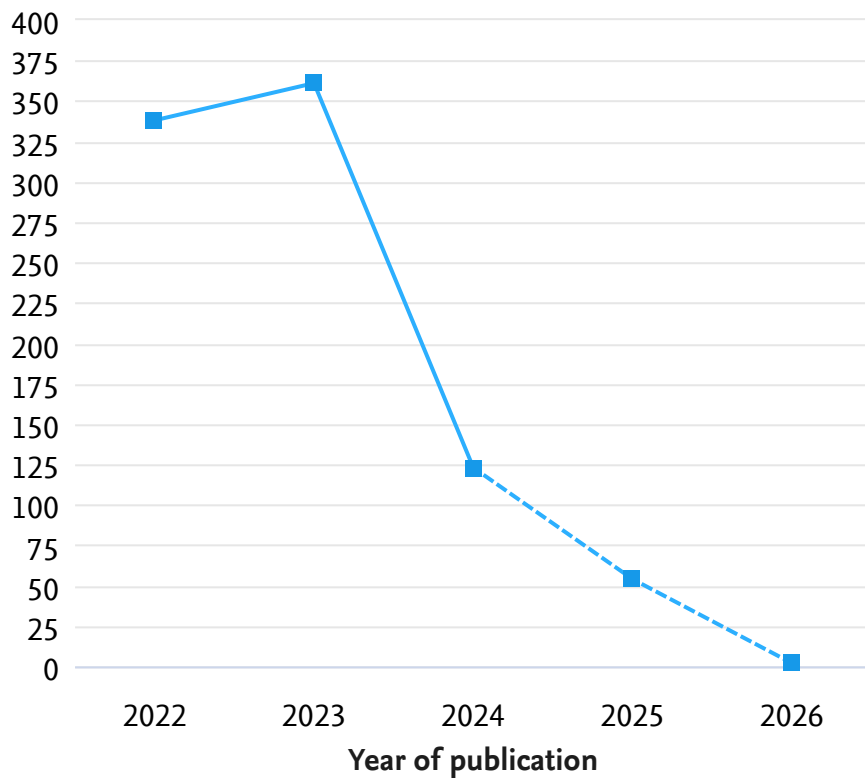
number of publications by authors
in Departemen Sosial Ekonomi
Pertanian

▨ Incomplete year

Citation Count

Entity: Departemen Sosial Ekonomi Pertanian · Within: All subject areas (ASJC) · Year range: 2022 to 2026 ·

Data source: Scopus, up to 27 May 2026



878

number of citations received by publications in Departemen Sosial Ekonomi Pertanian

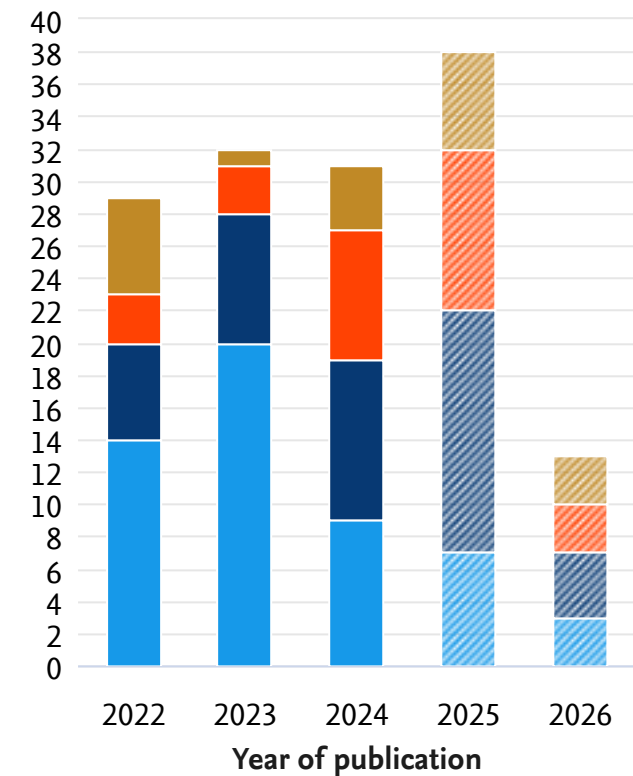
▨ Incomplete year

Publications by Journal quartile

Entity: Departemen Sosial Ekonomi Pertanian · Within: All subject areas (ASJC) · Year range: 2022 to 2026 ·

Data source: Scopus, up to 27 May 2026

Share of publications per Journal quartile by CiteScore Percentile



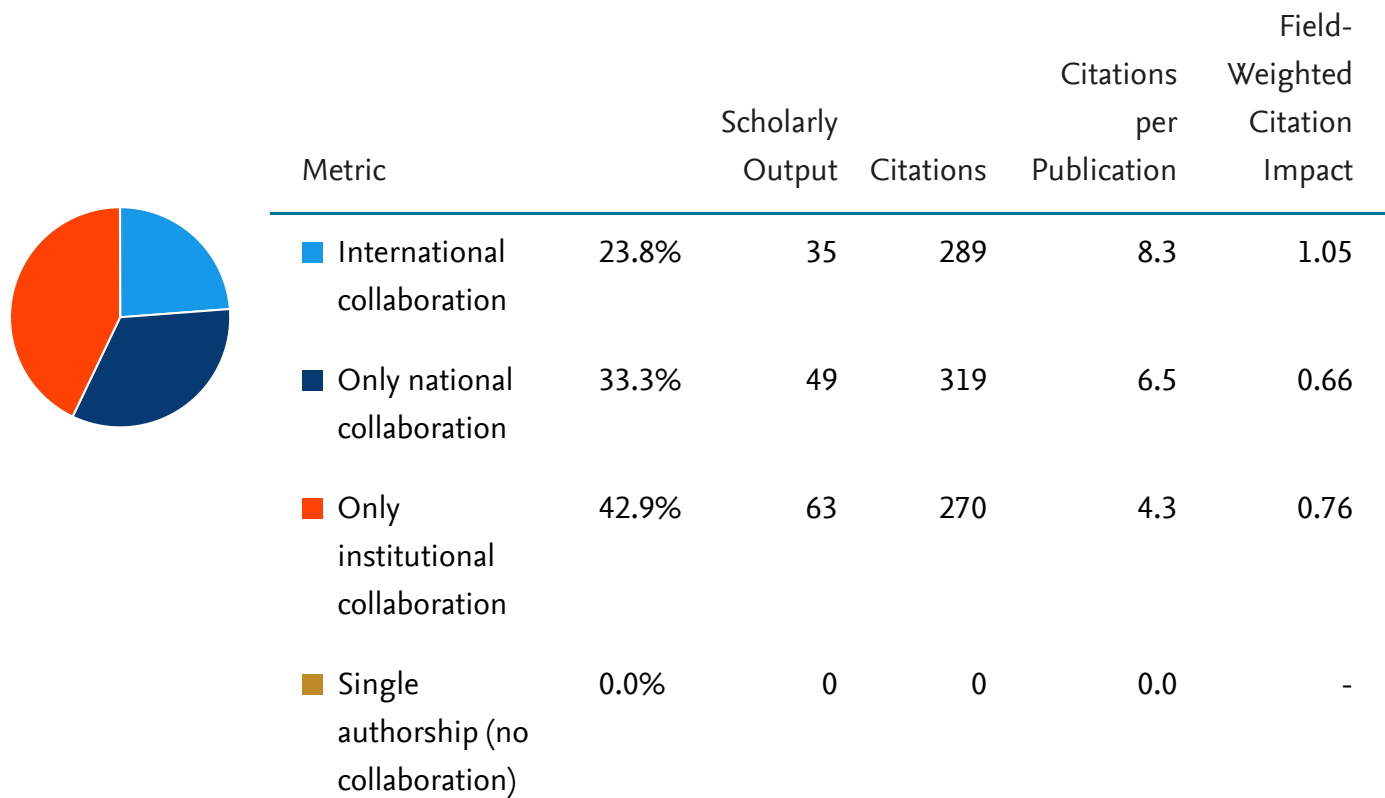
▨ Incomplete year

Quartiles	Publications	Publication share (%)
Q1 (top 25%)	53	37.1
Q2 (26% - 50%)	43	30.1
Q3 (51% - 75%)	27	18.9
Q4 (76% - 100%)	20	14.0
Cumulative shares	Publications	Publication share (%)
Q1 to Q2 (top 50%)	96	67.1
Q1 to Q3 (top 75%)	123	86.0

Geographical Collaboration - Overall

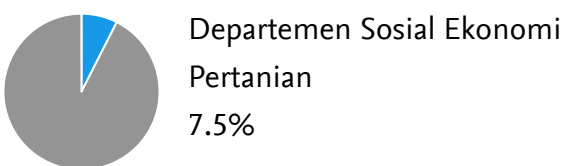
Entity: Departemen Sosial Ekonomi Pertanian · Within: All subject areas (ASJC) · Year range: 2022 to 2026 · Data source: Scopus, up to 27 May 2026

International, national and institutional collaboration by in Departemen Sosial Ekonomi Pertanian in the selected year range.



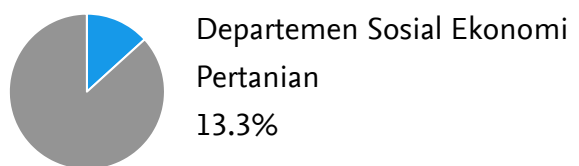
Outputs in Top 10% Citation Percentiles summary

Entity: Departemen Sosial Ekonomi Pertanian · Within: All subject areas (ASJC) · Year range: 2022 to 2026 · Data source: Scopus, up to 27 May 2026



Publications in Top 10% Journal Percentiles by CiteScore Percentile

Entity: Departemen Sosial Ekonomi Pertanian · Within: All subject areas (ASJC) · Year range: 2022 to 2026 · Data source: Scopus, up to 27 May 2026

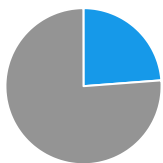


International Collaboration summary

Entity: Departemen Sosial Ekonomi Pertanian ·

Within: All subject areas (ASJC) · Year range: 2022

to 2026 · Data source: Scopus, up to 27 May 2026




Departemen Sosial Ekonomi
Pertanian
23.8%

Academic-Corporate Collaboration summary

Entity: Departemen Sosial Ekonomi Pertanian ·

Within: All subject areas (ASJC) · Year range: 2022

to 2026 · Data source: Scopus, up to 27 May 2026



Departemen Sosial Ekonomi
Pertanian
0.0%

Publications with Highest FWCI

Entity: Departemen Sosial Ekonomi Pertanian · Within: All subject areas (ASJC) · Year range: 2022 to 2026 ·
Data source: Scopus, up to 27 May 2026

Publication	Citations	Field-Weighted Citation Impact
Industrial Encroachment and Agricultural Sustainability: A Multidimensional Study of Rice Farming in West Java. Wahana, S., Sulistyowati, L., Setiawan, I. and 1 more (2026) International Journal of Agriculture and Biosciences, 15 (1), pp. 213-224.	1	6.67
Hybrid Agricultural Extension and Climate-Smart Practice Adoption: Evidence from Indonesian Rice Farmers. Hapsari, H., Tridakusumah, A.C., Yudha, E.P. and 3 more (2026) International Journal of Agriculture and Biosciences, 15 (2), pp. 537-549.	1	6.67
Circular supply chain governance for sustainable fresh agricultural products: Minimizing food loss and utilizing agricultural waste. Perdana, T., Kusnandar, K., Perdana, H.H. and 1 more (2023) Sustainable Production and Consumption, 41, pp. 391-403.	90	5.08

Publications with Highest FWCI

Publication	Citations	Field-Weighted Citation Impact
<p>The roles of stakeholders in supply chain sustainability challenges: the case of coffee chain in West Java Province, Indonesia. Nuraisyah, A., Wulandari, E., Indrawan, D. and 1 more (2025) Discover Sustainability, 6 (1).</p>	14	4.71
<p>Transitioning towards zero waste in the agri-food supply chain: a review of sustainable circular agri-food supply chain. Andika, A., Perdana, T., Chaerani, D. and 1 more (2025) Sustainable Futures, 10.</p>	9	3.80



Topic Clusters

Entity: Departemen Sosial Ekonomi Pertanian · Within: All subject areas (ASJC) · Year range: 2022 to 2026 ·

Data source: Scopus, up to 27 May 2026 · Filters: Top 10 Topic Clusters by Scholarly Output

Topic Cluster	By this Group of Researchers		Worldwide
	Scholarly Output	Field-Weighted Citation Impact	Prominence percentile
Sustainable Food Systems and Waste Reduction Strategies TC.1033	15	1.21	86.396
Soil Carbon Dynamics in Agricultural Ecosystems TC.20	5	0.52	96.861
Consumer Behavior and Climate Change Awareness TC.833	5	0.82	96.337
Entrepreneurship and Family Business Dynamics TC.481	4	0.87	96.992
Ecosystem Dynamics and Carbon Management in Fisheries TC.629	4	0.48	46.697
Urban Policy and Livelihood Strategies in the Global South TC.1262	4	2.13	43.950
Value Creation in Supply Chain Management Systems TC.25	3	0.81	98.430
Methane Reduction through Feed Supplementation Strategies TC.104	3	0.50	78.417

Topic Clusters

Topic Cluster	By this Group of Researchers		Worldwide
	Scholarly Output	Field-Weighted Citation Impact	Prominence percentile
Sustainable Development in the Tourism Industry TC.118	3	0.42	97.907 
Trade Dynamics and Economic Development Insights TC.262	3	0.57	92.021 

Researchers

Entity: Departemen Sosial Ekonomi Pertanian · Within: All subject areas (ASJC) · Year range: 2022 to 2026 ·

Data source: Scopus, up to 27 May 2026

Name	Scholarly Output	Most recent publication	Citations	<i>h</i> -index
1. Perdana, Tomy	25	2026	345	13
2. Wulandari, Eliana	20	2026	137	10
3. Deliana, Yosini	18	2026	133	8
4. Noor, Trisna Insan	17	2026	63	5
5. Sulistyowati, Lies	14	2026	54	6
6. Syamsiyah, Nur Rahmawati	12	2025	4	3
7. Sadeli, A.	11	2026	13	2
8. Karyani, Tuti	10	2025	99	7
9. Kurnia, Ganjar	9	2023	110	5
10. Hapsari, Hepi	8	2026	23	4
11. Yudha, Eka Purna	8	2026	10	2
12. Tridakusumah, A. C.	7	2026	39	3
13. Sadeli, Agriani Hermita	7	2026	102	6
14. Saidah, Zumi	6	2025	17	3
15. Suminartika, Eti	6	2025	11	2
16. Setiawan, Iwan	6	2025	10	2
17. Utami, Hesty Nurul	5	2025	11	5
18. Rochdiani, D.	5	2025	17	3
19. Ernah	5	2026	15	3

Researchers

	Name	Scholarly Output	Most recent publication	Citations	<i>h</i> -index
20.	Syamsiyah, N.	5	2025	16	4
21.	Nugraha, Adi	4	2024	51	3
22.	Qanti, Sara Ratna	4	2024	48	3
23.	Trimo, Lucyana	4	2025	25	3
24.	Charina, Anne	4	2025	46	3
25.	Natawidjaja, Ronnie S.	3	2024	21	5
26.	Pardian, Pandi	3	2023	2	2
27.	Renaldi, Eddy	3	2024	8	2
28.	Karmana, Maman H.	3	2024	10	4
29.	Fatimah, Sri	3	2024	9	3
30.	Wiyono, S. N.	3	2025	27	3
31.	Djuwendah, Endah	2	2024	28	5
32.	Rasmikayati, Elly	2	2024	3	2
33.	Kusno, K.	2	2023	12	4
34.	Sukayat, Yayat	2	2023	30	3
35.	Kusumo, Rani Andriani Budi	2	2023	5	2
36.	Heryanto, M. A.	1	2022	30	4
37.	Supyandi, Dika	1	2024	0	2
38.	Rachmawati, Erna	1	2024	0	1