

# Departemen Administrasi Bisnis

Departemen Administrasi Bisnis

Filter by publication year range: 2022 to 2026

## Summary metrics

Entity: Departemen Administrasi Bisnis · Within: All subject areas (ASJC) · Year range: 2022 to 2026 · Data source: Scopus, up to 27 May 2026

141

Scholarly Output 

54.6% Open Access

29 ▼

Researchers

0.70

Field-Weighted Citation Impact



0.22

Field-Weighted  
Citation Impact  
Median

492

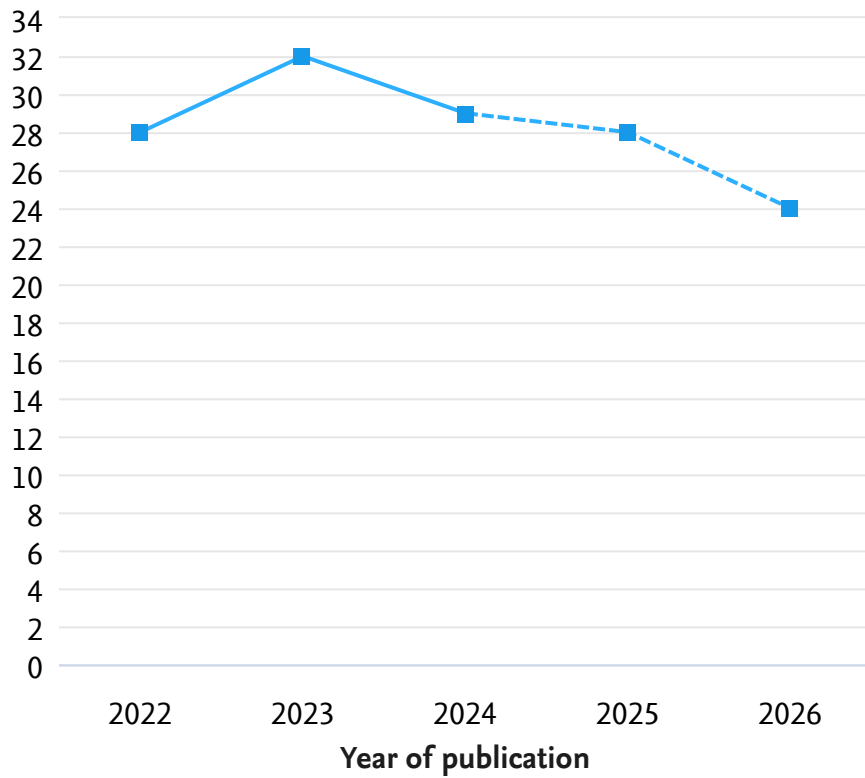
Citation Count 

3.5

Citations per Publication 

## Scholarly Output

Entity: Departemen Administrasi Bisnis · Within: All subject areas (ASJC) · Year range: 2022 to 2026 · Data source: Scopus, up to 27 May 2026



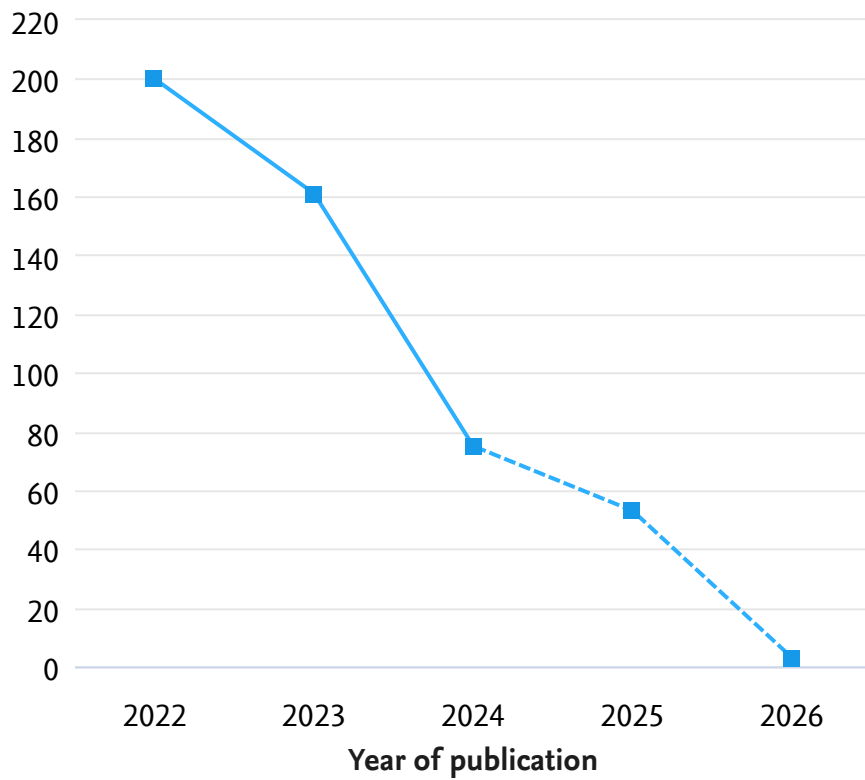
141

number of publications by authors  
in Departemen Administrasi Bisnis

▨ Incomplete year

## Citation Count

Entity: Departemen Administrasi Bisnis · Within: All subject areas (ASJC) · Year range: 2022 to 2026 · Data source: Scopus, up to 27 May 2026



492

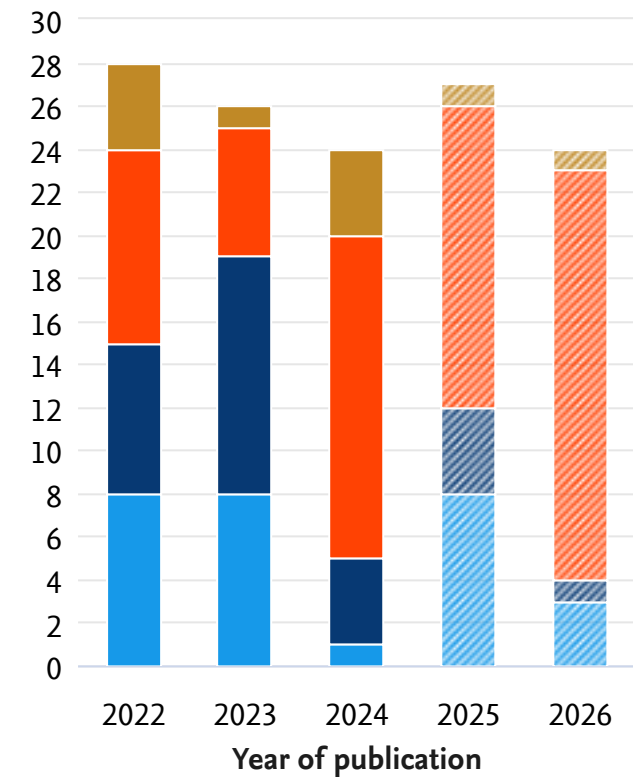
number of citations received by publications in Departemen Administrasi Bisnis

▨ Incomplete year

## Publications by Journal quartile

Entity: Departemen Administrasi Bisnis · Within: All subject areas (ASJC) · Year range: 2022 to 2026 · Data source: Scopus, up to 27 May 2026

### Share of publications per Journal quartile by CiteScore Percentile



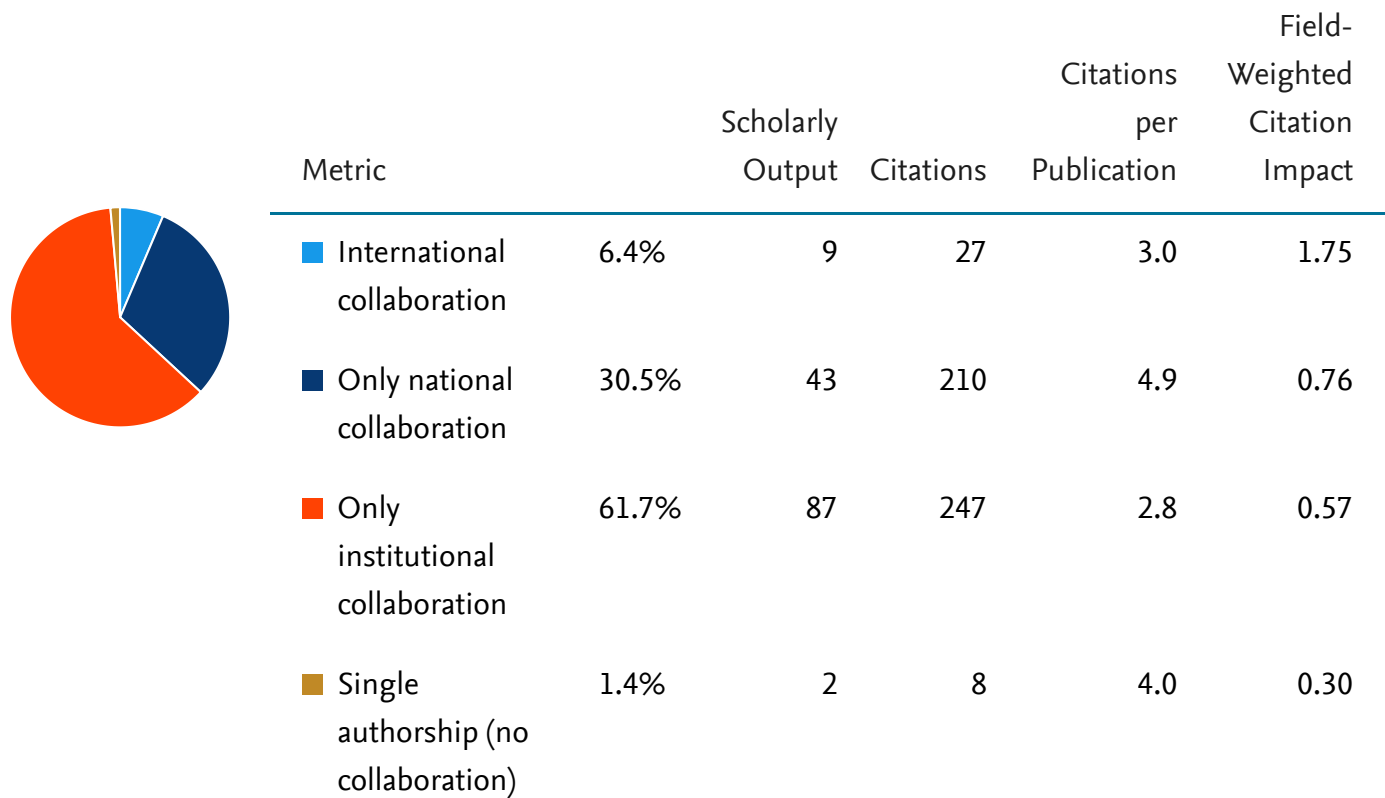
▨ Incomplete year

Quartiles	Publications	Publication share (%)
Q1 (top 25%)	28	21.7
Q2 (26% - 50%)	27	20.9
Q3 (51% - 75%)	63	48.8
Q4 (76% - 100%)	11	8.5
Cumulative shares	Publications	Publication share (%)
Q1 to Q2 (top 50%)	55	42.6
Q1 to Q3 (top 75%)	118	91.5

## Geographical Collaboration - Overall

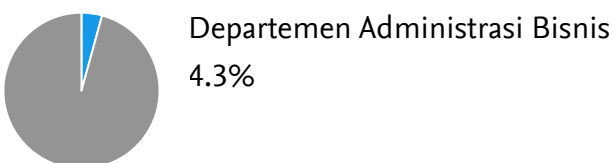
Entity: Departemen Administrasi Bisnis · Within: All subject areas (ASJC) · Year range: 2022 to 2026 · Data source: Scopus, up to 27 May 2026

International, national and institutional collaboration by in Departemen Administrasi Bisnis in the selected year range.



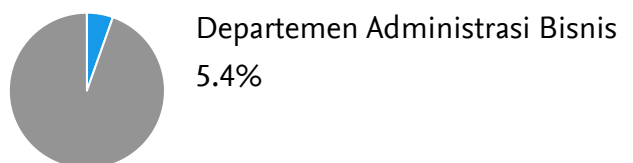
## Outputs in Top 10% Citation Percentiles summary

Entity: Departemen Administrasi Bisnis · Within: All subject areas (ASJC) · Year range: 2022 to 2026 · Data source: Scopus, up to 27 May 2026



## Publications in Top 10% Journal Percentiles by CiteScore Percentile

Entity: Departemen Administrasi Bisnis · Within: All subject areas (ASJC) · Year range: 2022 to 2026 · Data source: Scopus, up to 27 May 2026



### International Collaboration summary


Entity: Departemen Administrasi Bisnis · Within:  
All subject areas (ASJC) · Year range: 2022 to 2026  
· Data source: Scopus, up to 27 May 2026



Departemen Administrasi Bisnis  
6.4%

### Academic-Corporate Collaboration summary

Entity: Departemen Administrasi Bisnis · Within:  
All subject areas (ASJC) · Year range: 2022 to 2026  
· Data source: Scopus, up to 27 May 2026



Departemen Administrasi Bisnis  
0.0%

## Publications with Highest FWCI

Entity: Departemen Administrasi Bisnis · Within: All subject areas (ASJC) · Year range: 2022 to 2026 · Data source: Scopus, up to 27 May 2026









Publication	Citations	Field-Weighted Citation Impact
<p>Integration of ESG principles in business law: Why should Indonesian companies care?.</p> <p>Rizal, M., Muftiadi, R.A., Taryana, A. (2026) Social Sciences and Humanities Open, 13.</p>	2	11.76
<p>Exploring sustainability oriented innovations in tourism: insights from ecological modernization, diffusion of innovations, and the triple bottom line.</p> <p>Aransyah, M.F., Hermanto, B., Muftiadi, A. and 1 more (2025) Cogent Social Sciences, 11 (1).</p>	14	10.52
<p>THE IMPACT OF LEADERSHIP, MOTIVATION, AND REMUNERATION ON EMPLOYEE AND ORGANIZATIONAL PERFORMANCE AT PTN-BH IN SUMATRA.</p> <p>Radhi, F., Yunus, M., Amiruddin and 3 more (2025) Jurnal Ilmiah Peuradeun, 13 (1), pp. 463-492.</p>	8	8.63

## Publications with Highest FWCI



Publication	Citations	Field-Weighted Citation Impact
<p>POST-PANDEMIC OPERATIONAL PERFORMANCE: REDESIGNING COFFEE SHOPS' INVENTORY MANAGEMENT STRATEGY USING ECONOMIC ORDER QUANTITY, JUST-IN TIME, AND SUPPLIER PARTNERSHIP.</p> <p>Fahmi, M.A., Putra, W.B.T.S., Kunaifi, A. and 2 more (2024) <i>International Symposia in Economic Theory and Econometrics</i>, 34, pp. 27-43.</p>	6	5.04
<p>Three Decades of Discourse on Science, Technology and Innovation in National Innovation System: A Bibliometric Analysis (1990–2020).</p> <p>Putera, P.B., Suryanto, S., Ningrum, S. and 2 more (2022) <i>Cogent Social Sciences</i>, 8 (1).</p>	20	2.67

## Topic Clusters

Entity: Departemen Administrasi Bisnis · Within: All subject areas (ASJC) · Year range: 2022 to 2026 · Data source: Scopus, up to 27 May 2026 · Filters: Top 10 Topic Clusters by Scholarly Output

Topic Cluster	By this Group of Researchers		Worldwide
	Scholarly Output	Field-Weighted Citation Impact	Prominence percentile
Transformative Business Models in Digital Innovation TC.47	15	0.40	98.365 
Influence of Technology on Consumer Behavior TC.86	14	0.77	99.411 
Entrepreneurship and Family Business Dynamics TC.481	14	0.27	96.992 
Sustainable Development in the Tourism Industry TC.118	11	0.50	97.907 
Organizational Dynamics in Employee Engagement and Ethics TC.95	10	1.22	95.160 
Value Creation in Supply Chain Management Systems TC.25	9	0.89	98.430 
Social Innovation in Cooperative and Nonprofit Sectors TC.1401	5	0.17	57.292 
Investment Strategies and Financial Structures in Banking TC.394	4	0.49	86.462 

## Topic Clusters

Topic Cluster	By this Group of Researchers		Worldwide
	Scholarly Output	Field-Weighted Citation Impact	Prominence percentile
Sustainability and Corporate Responsibility in Business TC.499	4	5.57	99.346 
Digital Platforms and Market Dynamics in Innovation TC.1169	4	0.61	54.938 

## Researchers

Entity: Departemen Administrasi Bisnis · Within: All subject areas (ASJC) · Year range: 2022 to 2026 · Data source: Scopus, up to 27 May 2026

Name	Scholarly Output	Most recent publication	Citations	<i>h</i> -index
1. Purnomo, Margo	31	2026	65	6
2. Raharja, Sam'Un Jaja	28	2026	43	8
3. Muftiadi, Anang	22	2026	79	9
4. Maulina, Erna	20	2026	80	9
5. Chan, Arianis	17	2026	57	7
6. Purbasari, Ratih	17	2026	52	5
7. Suryanto, Suryanto	16	2026	130	9
8. Alexandri, Mohammad Benny	16	2026	83	7
9. Hermanto, Bambang	15	2026	73	7
10. Tresna, Pratami Wulan	12	2026	17	4
11. Muhyi, Herwan Abdul	11	2026	32	5
12. Sukmadewi, Rani	10	2026	24	2
13. Sukoco, Iwan	9	2026	25	3
14. Rizal, Muhamad	9	2026	21	3
15. Tahir, Rusdin	8	2024	26	4
16. Arifianti, Ria	7	2025	16	3
17. Kostini, Nenden	7	2025	33	6
18. Novel, Nurillah Jamil Achmawati	5	2025	19	3
19. Fauzan, Farisadri	4	2025	33	3

## Researchers

Name	Scholarly Output	Most recent publication	Citations	<i>h</i> -index
20. Fahmi, Muhammad Ainul	4	2025	10	3
21. Fauzan, Tribowo Rachmat	3	2024	21	4
22. Dai, Ratna Meisa	2	2024	7	3
23. Barkah, Cecep Safa'atul	2	2026	0	2
24. Kurniawati, Linda	2	2026	0	2
25. Fordian, Dian	2	2023	0	1
26. Rasmini, Mas	2	2026	2	1
27. Natari, Sari Usih	2	2024	12	2
28. Auliana, Lina	1	2024	8	2
29. Rivani	1	2022	4	1