

Departemen Manajemen dan Bisnis

Departemen Manajemen dan Bisnis

Filter by publication year range: 2022 to 2026

Summary metrics

Entity: Departemen Manajemen dan Bisnis · Within: All subject areas (ASJC) · Year range: 2022 to 2026 · Data source: Scopus, up to 27 May 2026

213

Scholarly Output 

68.1% Open Access

38 ▼

Researchers

1.32

Field-Weighted Citation Impact



0.44

Field-Weighted
Citation Impact
Median

1,539

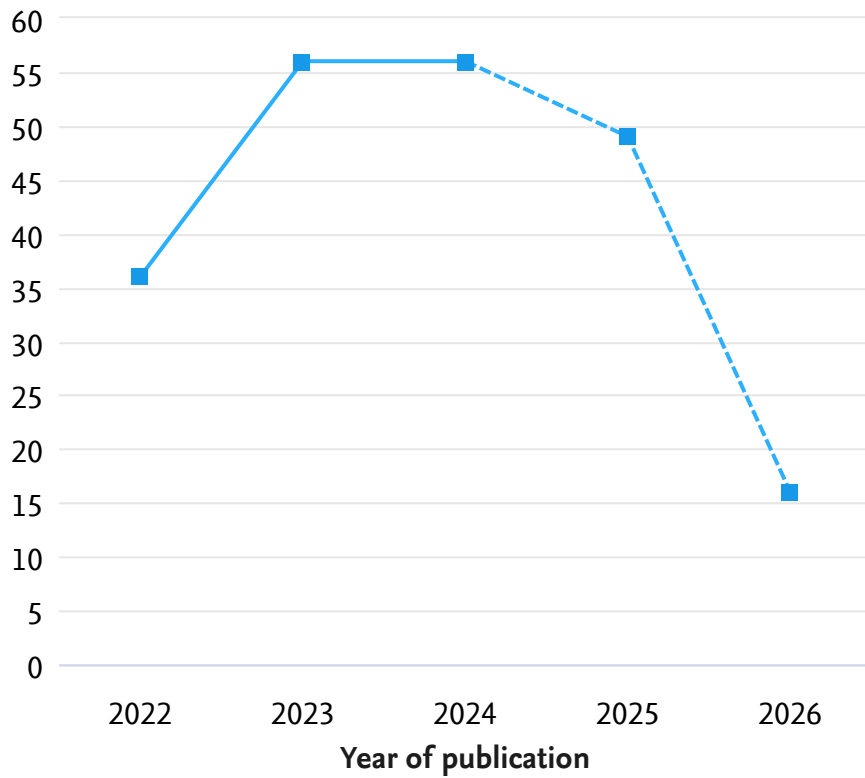
Citation Count 

7.2

Citations per Publication 

Scholarly Output

Entity: Departemen Manajemen dan Bisnis · Within: All subject areas (ASJC) · Year range: 2022 to 2026 · Data source: Scopus, up to 27 May 2026



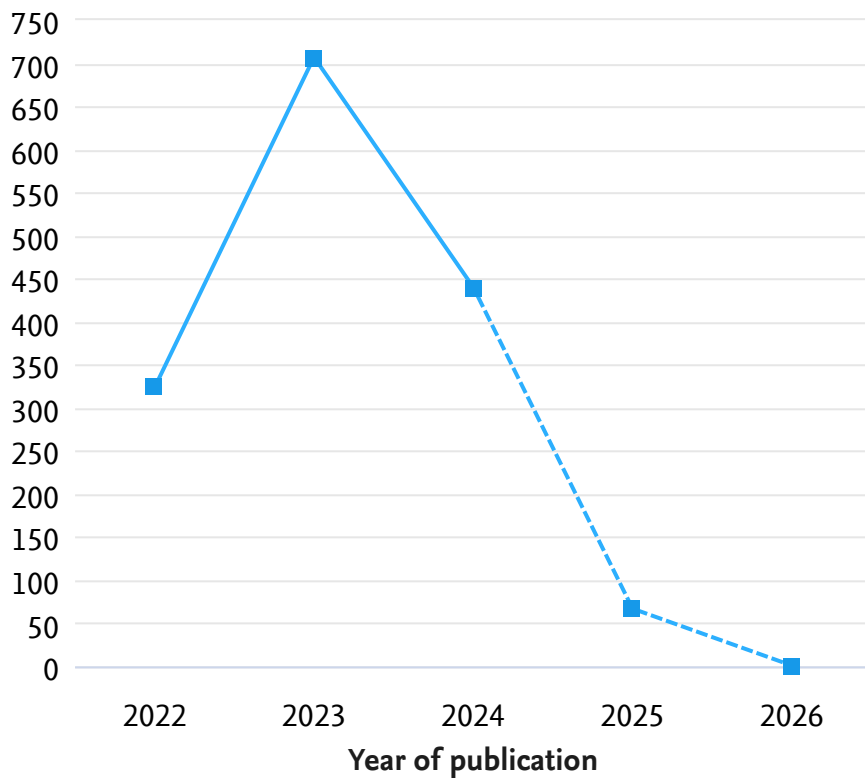
213

number of publications by authors
in Departemen Manajemen dan
Bisnis

▨ Incomplete year

Citation Count

Entity: Departemen Manajemen dan Bisnis · Within: All subject areas (ASJC) · Year range: 2022 to 2026 · Data source: Scopus, up to 27 May 2026



1,539

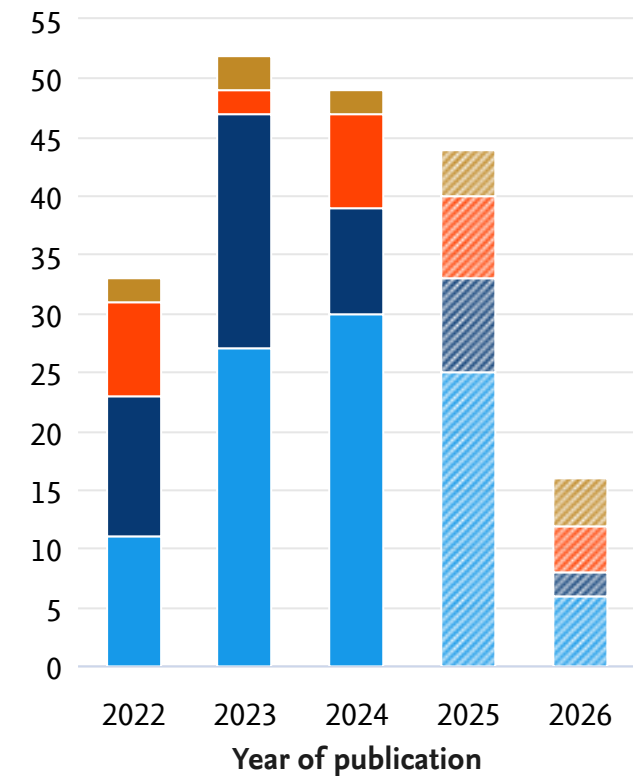
number of citations received by publications in Departemen Manajemen dan Bisnis

▨ Incomplete year

Publications by Journal quartile

Entity: Departemen Manajemen dan Bisnis · Within: All subject areas (ASJC) · Year range: 2022 to 2026 · Data source: Scopus, up to 27 May 2026

Share of publications per Journal quartile by CiteScore Percentile



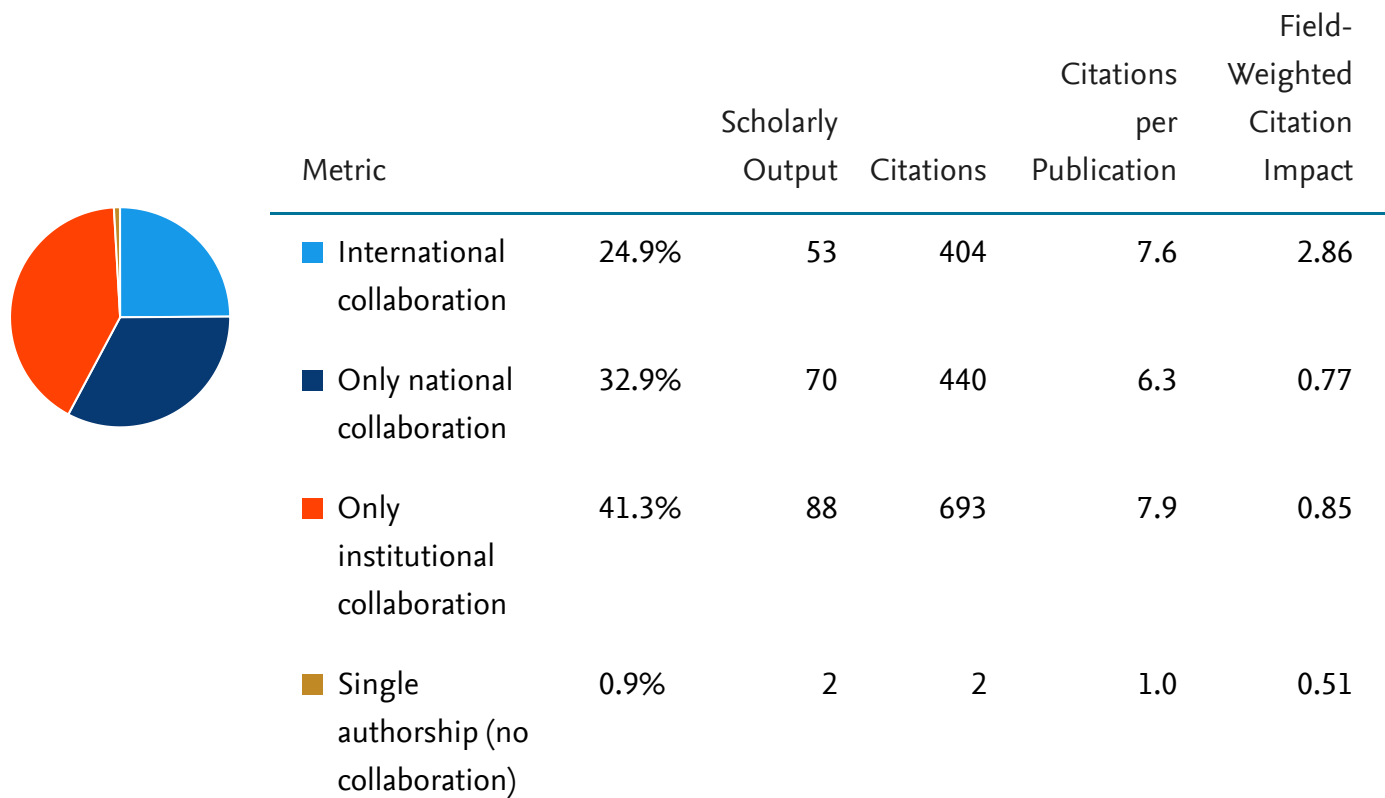
▨ Incomplete year

Quartiles	Publications	Publication share (%)
Q1 (top 25%)	99	51.0
Q2 (26% - 50%)	51	26.3
Q3 (51% - 75%)	29	14.9
Q4 (76% - 100%)	15	7.7
Cumulative shares	Publications	Publication share (%)
Q1 to Q2 (top 50%)	150	77.3
Q1 to Q3 (top 75%)	179	92.3

Geographical Collaboration - Overall

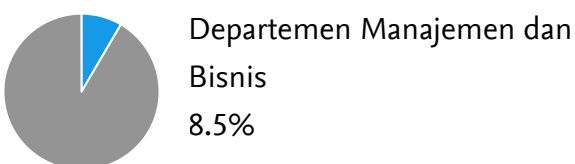
Entity: Departemen Manajemen dan Bisnis · Within: All subject areas (ASJC) · Year range: 2022 to 2026 · Data source: Scopus, up to 27 May 2026

International, national and institutional collaboration by in Departemen Manajemen dan Bisnis in the selected year range.



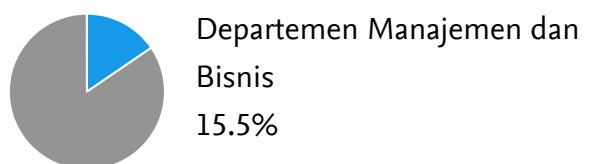
Outputs in Top 10% Citation Percentiles summary

Entity: Departemen Manajemen dan Bisnis · Within: All subject areas (ASJC) · Year range: 2022 to 2026 · Data source: Scopus, up to 27 May 2026



Publications in Top 10% Journal Percentiles by CiteScore Percentile

Entity: Departemen Manajemen dan Bisnis · Within: All subject areas (ASJC) · Year range: 2022 to 2026 · Data source: Scopus, up to 27 May 2026



International Collaboration summary

Entity: Departemen Manajemen dan Bisnis ·

Within: All subject areas (ASJC) · Year range: 2022

to 2026 · Data source: Scopus, up to 27 May 2026




Departemen Manajemen dan
Bisnis
24.9%

Academic-Corporate Collaboration summary

Entity: Departemen Manajemen dan Bisnis ·

Within: All subject areas (ASJC) · Year range: 2022

to 2026 · Data source: Scopus, up to 27 May 2026



Departemen Manajemen dan
Bisnis
0.0%

Publications with Highest FWCI

Entity: Departemen Manajemen dan Bisnis · Within: All subject areas (ASJC) · Year range: 2022 to 2026 · Data source: Scopus, up to 27 May 2026









Publication	Citations	Field-Weighted Citation Impact
Digital Innovation for Sustainable Shrimp Aquaculture in Indonesia: Addressing Disease Outbreaks, Socioeconomic, and Environmental Challenges. Khan, A.M.A., Andoyo, R., Wibisono, G. and 6 more (2026) IOP Conference Series: Earth and Environmental Science, 1581 (1).	1	104.58
Factors Affecting Fintech Adoption: A Systematic Literature Review. Firmansyah, E.A., Masri, M., Anshari, M. and 1 more (2023) FinTech, 2 (1), pp. 21-33.	102	13.22
Knowledge, attitude, and utilization of traditional medicine within the plural medical system in West Java, Indonesia. Febriyanti, R.M., Saefullah, K., Susanti, R.D. and 1 more (2024) BMC Complementary Medicine and Therapies, 24 (1).	32	8.53

Publications with Highest FWCI



Publication	Citations	Field-Weighted Citation Impact
Scenario analysis of the Indonesia carbon tax impact on carbon emissions using system dynamics modeling and STIRPAT model. Rokhmawati, A., Sarasi, V., Berampu, L.T. (2024) <i>Geography and Sustainability</i> , 5 (4), pp. 577-587.	41	7.42
Revisiting the relationship between corporate governance mechanisms and ESG disclosures in Saudi Arabia. Umar, U.H., Firmansyah, E.A., Danlami, M.R. and 1 more (2024) <i>Journal of Accounting and Organizational Change</i> , 20 (4), pp. 724-747.	39	5.34

Topic Clusters

Entity: Departemen Manajemen dan Bisnis · Within: All subject areas (ASJC) · Year range: 2022 to 2026 · Data source: Scopus, up to 27 May 2026 · Filters: Top 10 Topic Clusters by Scholarly Output

Topic Cluster	By this Group of Researchers		Worldwide
	Scholarly Output	Field-Weighted Citation Impact	Prominence percentile
Transformative Business Models in Digital Innovation TC.47	16	1.01	98.365 
Influence of Technology on Consumer Behavior TC.86	16	0.49	99.411 
Sustainability and Corporate Responsibility in Business TC.499	14	1.09	99.346 
Value Creation in Supply Chain Management Systems TC.25	11	0.37	98.430 
Corporate Governance and Ownership Impact on Performance TC.45	9	0.34	98.038 
Sustainable Development in the Tourism Industry TC.118	8	1.12	97.907 
Organizational Dynamics in Employee Engagement and Ethics TC.95	7	0.71	95.160 
Influence of Brand Equity on Consumer Behavior TC.755	7	0.37	95.618 

Topic Clusters

Topic Cluster	By this Group of Researchers		Worldwide
	Scholarly Output	Field-Weighted Citation Impact	Prominence percentile
Social Innovation in Cooperative and Nonprofit Sectors TC.1401	7	0.61	57.292 
Enhancing Customer Loyalty through Service Quality TC.638	6	0.14	87.312 

Researchers

Entity: Departemen Manajemen dan Bisnis · Within: All subject areas (ASJC) · Year range: 2022 to 2026 · Data source: Scopus, up to 27 May 2026

	Name	Scholarly Output	Most recent publication	Citations	<i>h</i> -index
1.	Harsanto, Budi	37	2026	413	15
2.	Azis, Yudi	25	2026	151	9
3.	Firmansyah, Egi Arvian	24	2026	351	9
4.	Widianto, Sunu	21	2026	137	9
5.	Sari, Diana	19	2026	119	7
6.	Kaltum, Umi	17	2025	57	8
7.	Nidar, Sulaeman Rahman	16	2026	38	8
8.	Mulyana, Asep	16	2026	141	8
9.	Anwar, Mokhamad	14	2026	48	10
10.	Saefullah, K.	13	2026	56	5
11.	Sarasi, Vita	12	2025	234	6
12.	Cahyandito, Martha Fani	11	2026	61	8
13.	Soemaryani, Imas	11	2025	27	5
14.	Sucherly	11	2025	61	5
15.	Sondari, Mery Citra	11	2025	97	6
16.	Kamal, Irsyad	11	2026	18	2
17.	Komaladewi, Rita	10	2025	36	4
18.	Ahmad Faisal, Yudi	9	2026	124	6
19.	Helmi, Arief	9	2025	31	5

Researchers

	Name	Scholarly Output	Most recent publication	Citations	<i>h</i> -index
20.	Masyita, Dian	8	2026	19	6
21.	Yunizar	7	2025	21	5
22.	Hilmiana	7	2025	30	5
23.	Primiana, Ina	5	2024	157	7
24.	Kartini, Dwi	5	2025	5	6
25.	Sudarsono, Rachmat	4	2025	8	3
26.	Joeliaty, Joeliaty	4	2025	4	5
27.	Sule, Ernie Tisnawati	3	2024	8	6
28.	Suryana, Yuyus	3	2024	5	5
29.	Muizu, Wa Ode Zusnita	3	2024	23	3
30.	Sari, Rora P.	3	2026	1	2
31.	Megananda, Tarada Berlian	3	2024	24	3
32.	Sutisna, Undefined	2	2024	7	3
33.	Oesman, Yevis Marthy	2	2025	4	5
34.	Rufaidah, Popy	2	2026	0	5
35.	Kirana, Desty Hapsari	2	2025	2	1
36.	Sumirat, Erman	1	2026	0	1
37.	Yudhya, Thomas Budhyawan	1	2025	0	1
38.	Suherman, Yogi	1	2025	0	1