

# Departemen Ilmu Ekonomi

Departemen Ilmu Ekonomi

Filter by publication year range: 2022 to 2026

## Summary metrics

Entity: Departemen Ilmu Ekonomi · Within: All subject areas (ASJC) · Year range: 2022 to 2026 · Data source: Scopus, up to 27 May 2026

143

Scholarly Output 

73.4% Open Access

30 ▼

Researchers

0.78

Field-Weighted Citation Impact



0.41

Field-Weighted  
Citation Impact  
Median

1,256

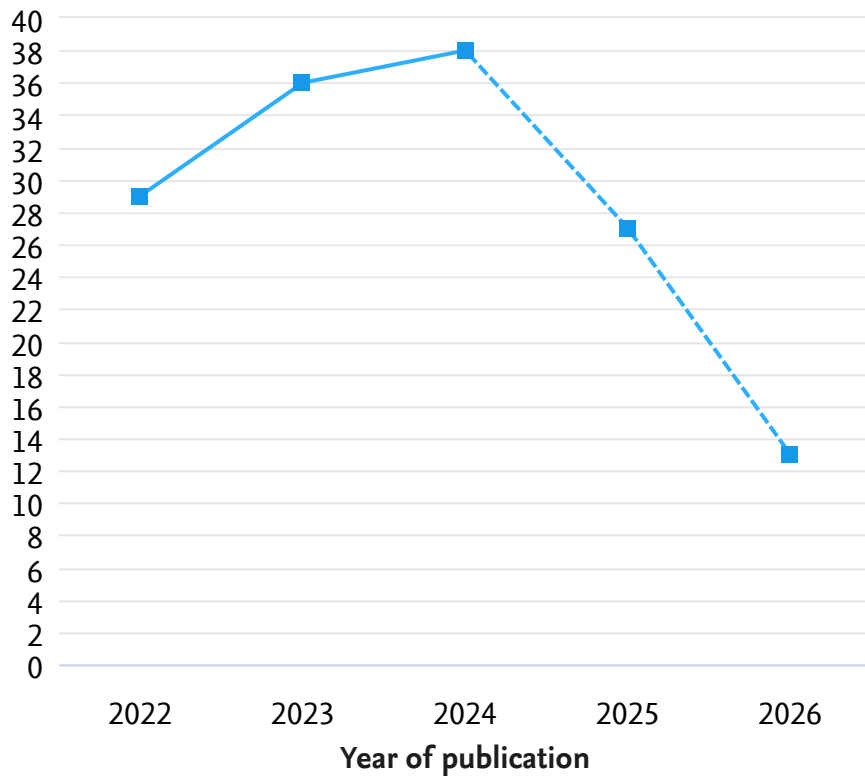
Citation Count 

8.8

Citations per Publication 

## Scholarly Output

Entity: Departemen Ilmu Ekonomi · Within: All subject areas (ASJC) · Year range: 2022 to 2026 · Data source: Scopus, up to 27 May 2026



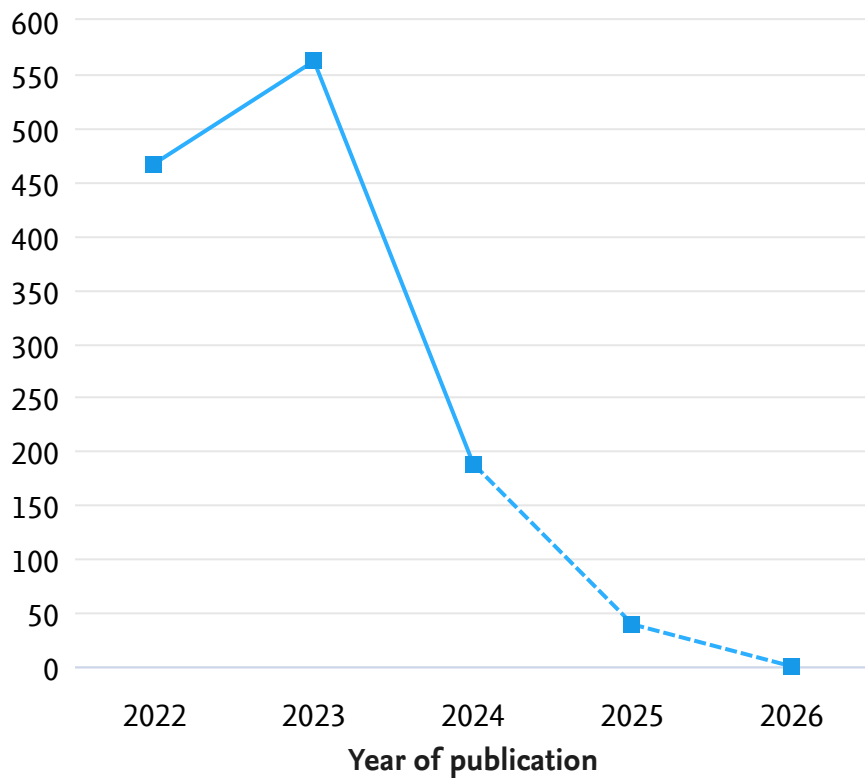
▨ Incomplete year

# 143

number of publications by authors  
in Departemen Ilmu Ekonomi

## Citation Count

Entity: Departemen Ilmu Ekonomi · Within: All subject areas (ASJC) · Year range: 2022 to 2026 · Data source: Scopus, up to 27 May 2026



1,256

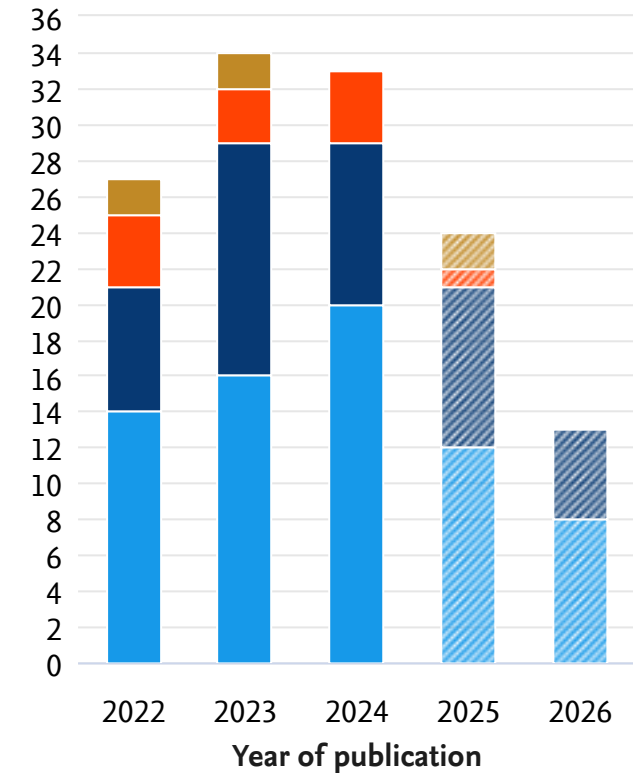
number of citations received by publications in Departemen Ilmu Ekonomi

/// Incomplete year

## Publications by Journal quartile

Entity: Departemen Ilmu Ekonomi · Within: All subject areas (ASJC) · Year range: 2022 to 2026 · Data source: Scopus, up to 27 May 2026

### Share of publications per Journal quartile by CiteScore Percentile



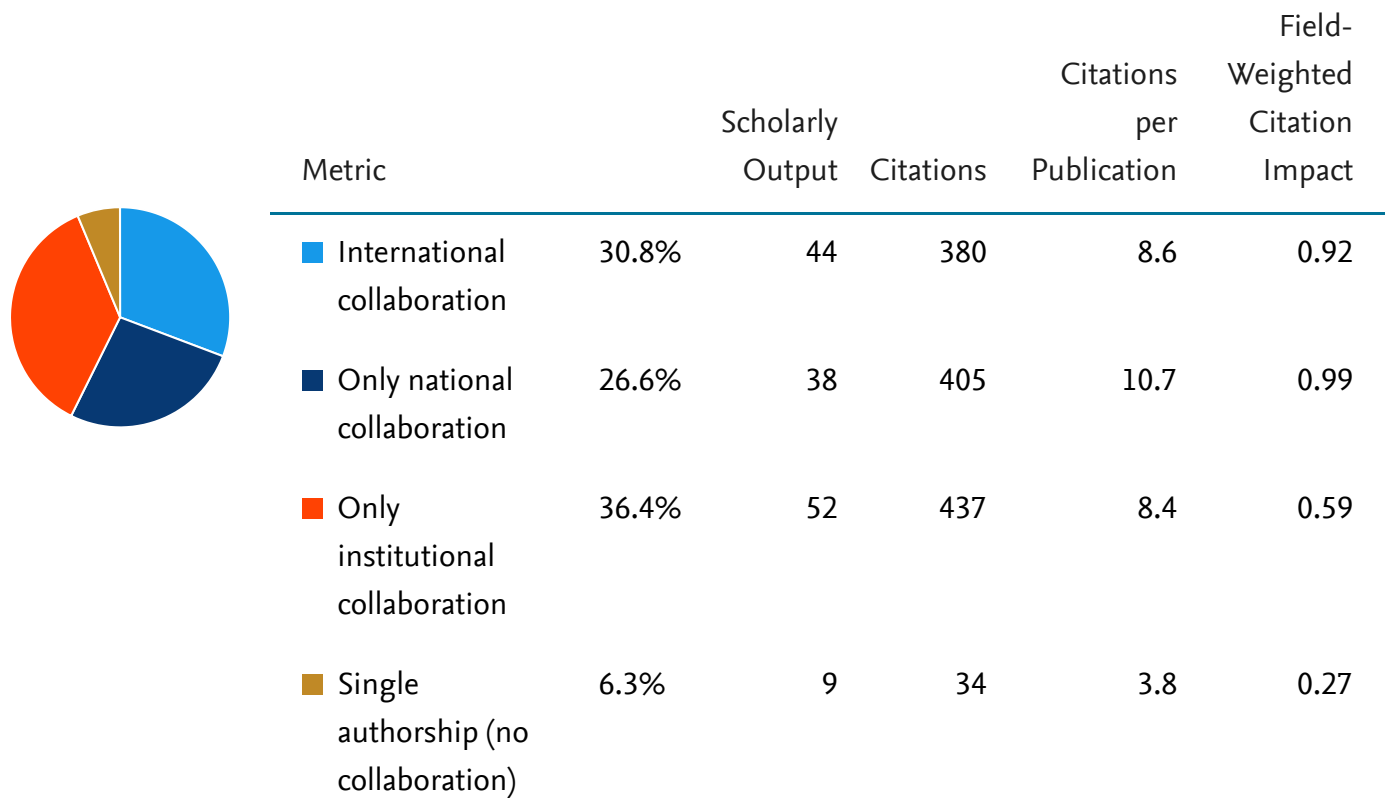
▨ Incomplete year

Quartiles	Publications	Publication share (%)
Q1 (top 25%)	70	53.4
Q2 (26% - 50%)	43	32.8
Q3 (51% - 75%)	12	9.2
Q4 (76% - 100%)	6	4.6
Cumulative shares	Publications	Publication share (%)
Q1 to Q2 (top 50%)	113	86.3
Q1 to Q3 (top 75%)	125	95.4

## Geographical Collaboration - Overall

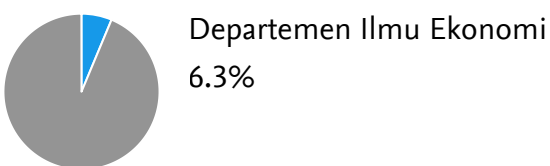
Entity: Departemen Ilmu Ekonomi · Within: All subject areas (ASJC) · Year range: 2022 to 2026 · Data source: Scopus, up to 27 May 2026

International, national and institutional collaboration by in Departemen Ilmu Ekonomi in the selected year range.



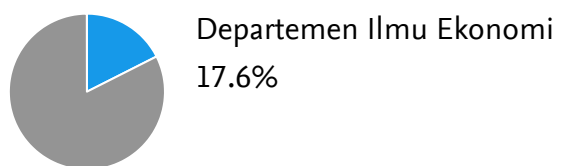
## Outputs in Top 10% Citation Percentiles summary

Entity: Departemen Ilmu Ekonomi · Within: All subject areas (ASJC) · Year range: 2022 to 2026 · Data source: Scopus, up to 27 May 2026



## Publications in Top 10% Journal Percentiles by CiteScore Percentile

Entity: Departemen Ilmu Ekonomi · Within: All subject areas (ASJC) · Year range: 2022 to 2026 · Data source: Scopus, up to 27 May 2026



### International Collaboration summary


Entity: Departemen Ilmu Ekonomi · Within: All subject areas (ASJC) · Year range: 2022 to 2026 · Data source: Scopus, up to 27 May 2026



Departemen Ilmu Ekonomi  
30.8%

### Academic-Corporate Collaboration summary

Entity: Departemen Ilmu Ekonomi · Within: All subject areas (ASJC) · Year range: 2022 to 2026 · Data source: Scopus, up to 27 May 2026



Departemen Ilmu Ekonomi  
0.0%

## Publications with Highest FWCI

Entity: Departemen Ilmu Ekonomi · Within: All subject areas (ASJC) · Year range: 2022 to 2026 · Data source: Scopus, up to 27 May 2026









Publication	Citations	Field-Weighted Citation Impact
Digital financial literacy, current behavior of saving and spending and its future foresight. Setiawan, M., Effendi, N., Santoso, T. and 2 more (2022) <i>Economics of Innovation and New Technology</i> , 31 (4), pp. 320-338.	128	11.82
Impacts of Air Pollution on Health and Cost of Illness in Jakarta, Indonesia. Syuhada, G., Akbar, A., Hardiawan, D. and 9 more (2023) <i>International Journal of Environmental Research and Public Health</i> , 20 (4).	74	6.77
Is the Environmental Kuznets Curve (EKC) hypothesis valid on CO2 emissions in Indonesia?. Massagony, A., Budiono (2023) <i>International Journal of Environmental Studies</i> , 80 (1), pp. 20-31.	73	5.35
Sustainability Innovation in the Textile Industry: A Systematic Review. Harsanto, B., Primiana, I., Sarasi, V. and 1 more (2023) <i>Sustainability (Switzerland)</i> , 15 (2).	127	3.64

## Publications with Highest FWCI



Publication	Citations	Field-Weighted Citation Impact
Leveraging disruptive technologies for food security: A systematic review on agricultural supply chain resilience to climate change. Harsanto, B., Kasumaningrum, Y., Arviansyah, M.R. and 6 more (2025) Current Research in Food Science, 10.	9	3.47

## Topic Clusters

Entity: Departemen Ilmu Ekonomi · Within: All subject areas (ASJC) · Year range: 2022 to 2026 · Data source: Scopus, up to 27 May 2026 · Filters: Top 10 Topic Clusters by Scholarly Output

Topic Cluster	By this Group of Researchers		Worldwide
	Scholarly Output	Field-Weighted Citation Impact	Prominence percentile
Transformative Business Models in Digital Innovation TC.47	10	0.33	98.365 
Income Inequality and Financial Literacy Dynamics TC.724	9	1.72	77.829 
Economic Growth and Structural Change in Development TC.665	7	0.16	57.227 
Interconnections of Economic Growth and Environmental Impact TC.131	6	1.02	99.542 
Corporate Governance and Ownership Impact on Performance TC.45	5	0.65	98.038 
HIV Prevention and Care Strategies for Communities TC.224	5	0.52	65.075 
Trade Dynamics and Economic Development Insights TC.262	5	0.36	92.021 
Investment Strategies and Financial Structures in Banking TC.394	4	0.15	86.462 

## Topic Clusters

Topic Cluster	By this Group of Researchers		Worldwide
	Scholarly Output	Field-Weighted Citation Impact	Prominence percentile
Climate Policy and Carbon Emission Dynamics TC.403	4	0.77	96.599 
Islamic Identity and Political Dynamics in Southeast Asia TC.1325	4	0.10	23.349 

## Researchers

Entity: Departemen Ilmu Ekonomi · Within: All subject areas (ASJC) · Year range: 2022 to 2026 · Data source: Scopus, up to 27 May 2026

Name	Scholarly Output	Most recent publication	Citations	<i>h</i> -index
1. Yusuf, Arief Anshory	26	2026	143	18
2. Setiawan, Maman	20	2026	182	14
3. Siregar, Adiatma Y.m.	17	2026	170	14
4. Hermawan, Wawan	16	2026	136	9
5. Kharisma, Bayu	15	2026	44	4
6. Effendi, Nury	11	2026	147	10
7. Alisjahbana, Armida Salsiah	10	2026	58	11
8. Hasanah, Alfiah	9	2026	16	3
9. Komarulzaman, Ahmad	8	2024	170	7
10. Indiasuti, Rina	8	2025	22	6
11. Remi, Sutyastie Soemitro	8	2025	16	4
12. Purnagunawan, Raden Muhamad	7	2025	5	4
13. Fahmi, Mohamad	6	2025	16	4
14. Anas, Titik	6	2026	34	5
15. Sihaloho, Estro Dariatno	5	2024	20	3
16. Satyakti, Yayan	5	2024	166	5
17. Muharam, Ikram Nur	5	2024	72	4
18. Santoso, Teguh	4	2026	131	3
19. Siyaranamual, Martin D.	4	2026	7	4

## Researchers

Name	Scholarly Output	Most recent publication	Citations	<i>h</i> -index
20. Kurniawan, Rudi	4	2025	8	1
21. Budiono, B.	4	2023	86	3
22. Rum, Irlan Adiyatma	3	2024	26	6
23. Relaksana, Riki	3	2024	18	3
24. Ramayandi, Arief	3	2024	20	7
25. Hidayat, Achmad Kemal	3	2024	26	4
26. Pirmana, Viktor	2	2024	47	4
27. Bustaman, Arief	2	2022	4	1
28. Cupian	1	2023	25	2
29. Syamsulhakim, Ekki	1	2022	8	2
30. Hayati, Amelia	1	2023	25	2