

# Departemen Akuntansi

Departemen Akuntansi

Filter by publication year range: 2022 to 2026

## Summary metrics

Entity: Departemen Akuntansi · Within: All subject areas (ASJC) · Year range: 2022 to 2026 · Data source: Scopus, up to 27 May 2026

163

Scholarly Output 

73.6% Open Access

28 ▼

Researchers

1.70

Field-Weighted Citation Impact



0.39

Field-Weighted  
Citation Impact  
Median

1,194

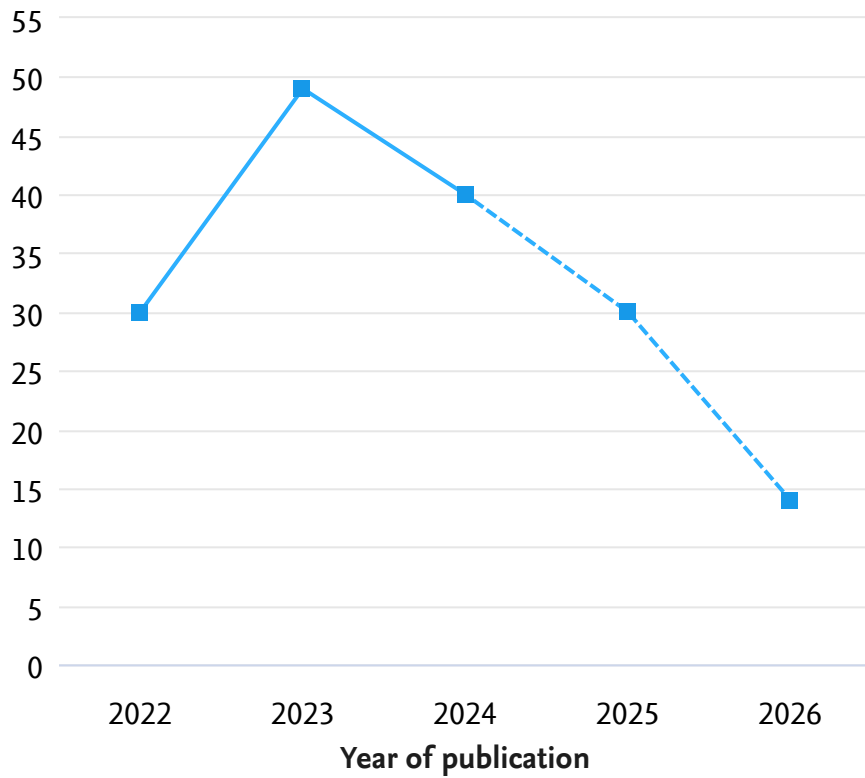
Citation Count 

7.3

Citations per Publication 

## Scholarly Output

Entity: Departemen Akuntansi · Within: All subject areas (ASJC) · Year range: 2022 to 2026 · Data source: Scopus, up to 27 May 2026



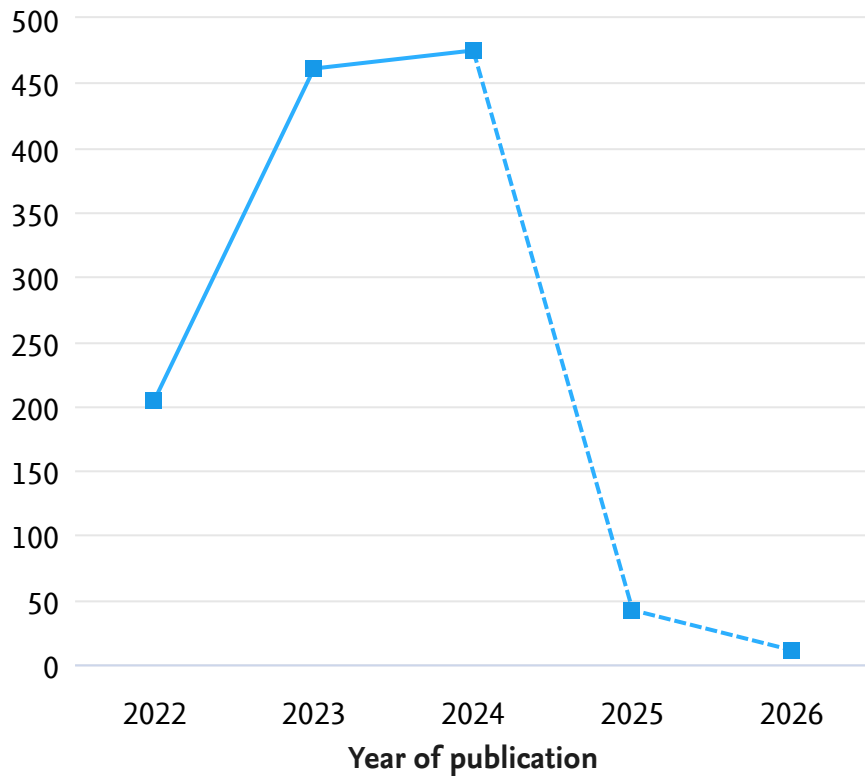
# 163

number of publications by authors  
in Departemen Akuntansi

▨ Incomplete year

## Citation Count

Entity: Departemen Akuntansi · Within: All subject areas (ASJC) · Year range: 2022 to 2026 · Data source: Scopus, up to 27 May 2026



**1,194**

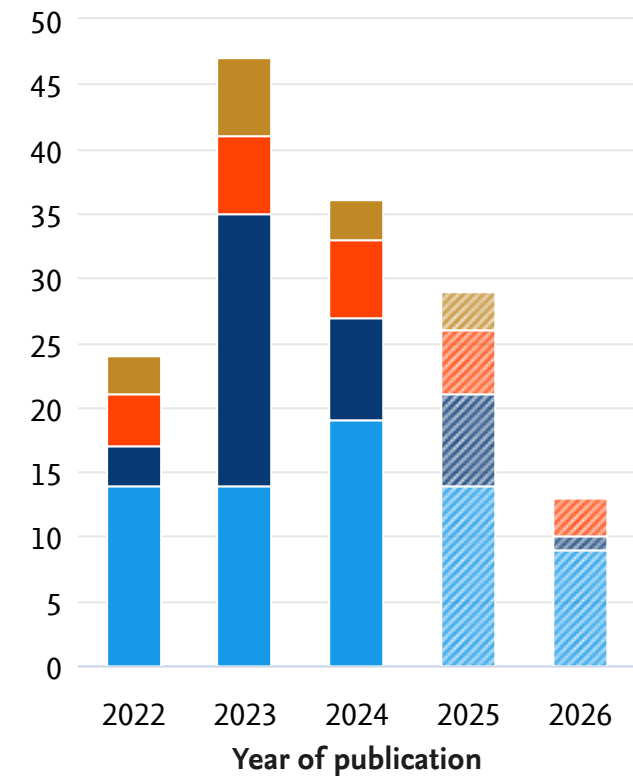
number of citations received by publications in Departemen Akuntansi

▨ Incomplete year

## Publications by Journal quartile

Entity: Departemen Akuntansi · Within: All subject areas (ASJC) · Year range: 2022 to 2026 · Data source: Scopus, up to 27 May 2026

### Share of publications per Journal quartile by CiteScore Percentile



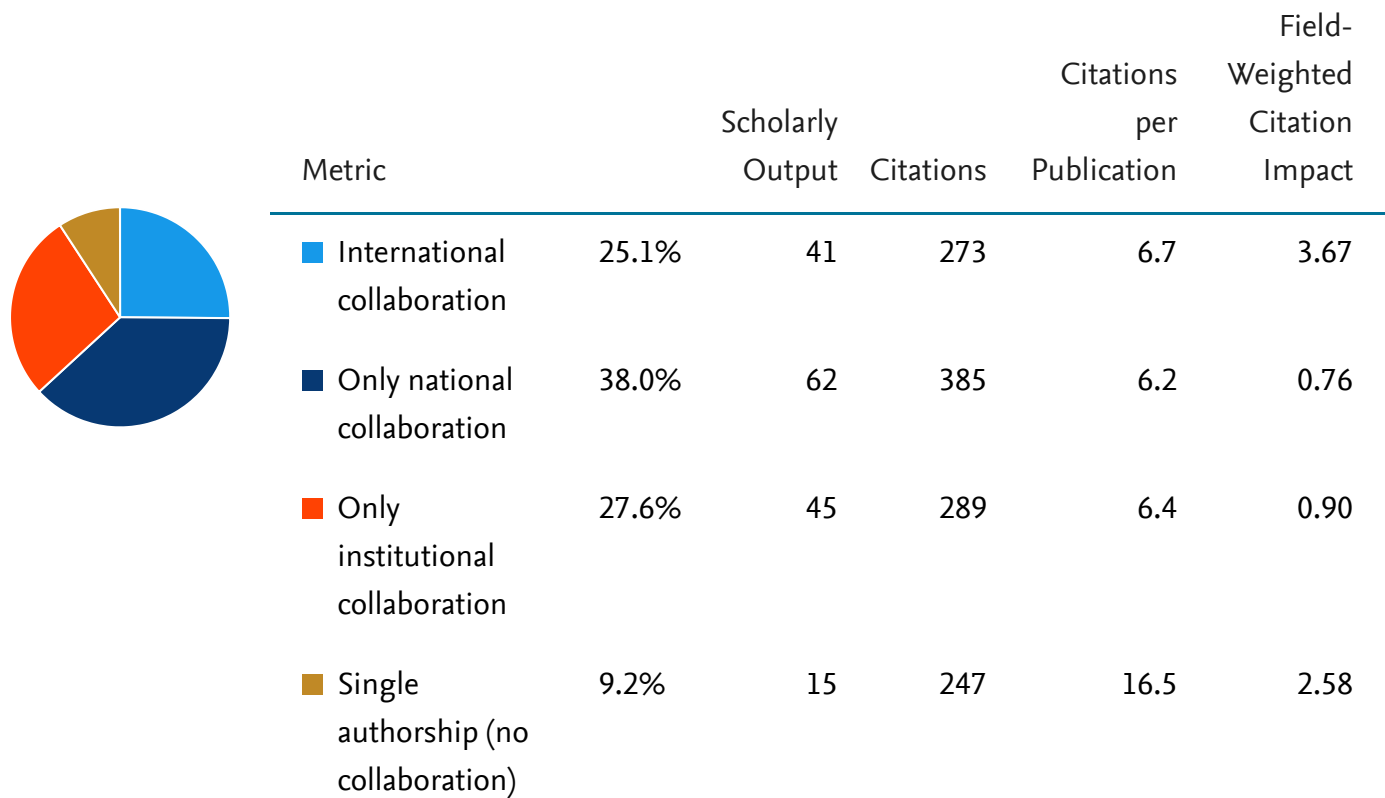
▨ Incomplete year

Quartiles	Publications	Publication share (%)
Q1 (top 25%)	70	47.0
Q2 (26% - 50%)	40	26.8
Q3 (51% - 75%)	24	16.1
Q4 (76% - 100%)	15	10.1
Cumulative shares	Publications	Publication share (%)
Q1 to Q2 (top 50%)	110	73.8
Q1 to Q3 (top 75%)	134	89.9

## Geographical Collaboration - Overall

Entity: Departemen Akuntansi · Within: All subject areas (ASJC) · Year range: 2022 to 2026 · Data source: Scopus, up to 27 May 2026

International, national and institutional collaboration by in Departemen Akuntansi in the selected year range.



## Outputs in Top 10% Citation Percentiles summary

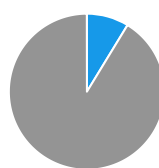
Entity: Departemen Akuntansi · Within: All subject areas (ASJC) · Year range: 2022 to 2026 · Data source: Scopus, up to 27 May 2026



Departemen Akuntansi  
11.7%

## Publications in Top 10% Journal Percentiles by CiteScore Percentile

Entity: Departemen Akuntansi · Within: All subject areas (ASJC) · Year range: 2022 to 2026 · Data source: Scopus, up to 27 May 2026



Departemen Akuntansi  
8.7%

### International Collaboration summary


Entity: Departemen Akuntansi · Within: All subject areas (ASJC) · Year range: 2022 to 2026 · Data source: Scopus, up to 27 May 2026



Departemen Akuntansi  
25.1%

### Academic-Corporate Collaboration summary

Entity: Departemen Akuntansi · Within: All subject areas (ASJC) · Year range: 2022 to 2026 · Data source: Scopus, up to 27 May 2026



Departemen Akuntansi  
0.0%

### Publications with Highest FWCI

Entity: Departemen Akuntansi · Within: All subject areas (ASJC) · Year range: 2022 to 2026 · Data source: Scopus, up to 27 May 2026









Publication	Citations	Field-Weighted Citation Impact
Digital Innovation for Sustainable Shrimp Aquaculture in Indonesia: Addressing Disease Outbreaks, Socioeconomic, and Environmental Challenges. Khan, A.M.A., Andoyo, R., Wibisono, G. and 6 more (2026) IOP Conference Series: Earth and Environmental Science, 1581 (1).	1	104.58
A business strategy, operational efficiency, ownership structure, and manufacturing performance: The moderating role of market uncertainty and competition intensity and its implication on open innovation. Handoyo, S., Suharman, H., Ghani, E.K. and 1 more (2023) Journal of Open Innovation: Technology, Market, and Complexity, 9 (2).	118	13.93

## Publications with Highest FWCI



Publication	Citations	Field-Weighted Citation Impact
<p>The effect of environmental, social, and governance (ESG) on firm performance: the moderating role of country regulatory quality and government effectiveness in ASEAN. Handoyo, S., Anas, S. (2024) Cogent Business and Management, 11 (1).</p>	91	11.80
<p>Investigating the Relationship between Public Governance and the Corruption Perception Index. Koeswayo, P.S., Handoyo, S., Abdul Hasyir, D. (2024) Cogent Social Sciences, 10 (1).</p>	33	9.31
<p>Worldwide governance indicators: Cross country data set 2012–2022. Handoyo, S. (2023) Data in Brief, 51.</p>	52	8.17

## Topic Clusters

Entity: Departemen Akuntansi · Within: All subject areas (ASJC) · Year range: 2022 to 2026 · Data source: Scopus, up to 27 May 2026 · Filters: Top 10 Topic Clusters by Scholarly Output

Topic Cluster	By this Group of Researchers		Worldwide
	Scholarly Output	Field-Weighted Citation Impact	Prominence percentile
Corporate Governance and Ownership Impact on Performance TC.45	42	0.71	98.038 
Sustainability and Corporate Responsibility in Business TC.499	36	1.26	99.346 
Influence of Technology on Consumer Behavior TC.86	12	1.02	99.411 
Blockchain Applications in Energy and Security Systems TC.431	7	0.91	99.281 
Institutional Change in Public Sector Management Accounting TC.940	7	0.08	71.027 
Transformative Business Models in Digital Innovation TC.47	5	3.41	98.365 
Knowledge Sharing and Intellectual Capital Dynamics TC.389	5	1.01	76.586 
Emotional Labor and Job Satisfaction in Workplaces TC.876	5	1.22	87.704 

## Topic Clusters

Topic Cluster	By this Group of Researchers		Worldwide
	Scholarly Output	Field-Weighted Citation Impact	Prominence percentile
Taxation Dynamics and Economic Development Strategies TC.1458	5	0.33	30.412 
Peer Review Dynamics in Biomedical Research Networks TC.101	4	1.08	86.593 

## Researchers

Entity: Departemen Akuntansi · Within: All subject areas (ASJC) · Year range: 2022 to 2026 · Data source: Scopus, up to 27 May 2026

	Name	Scholarly Output	Most recent publication	Citations	<i>h</i> -index
1.	Sukmadilaga, Citra	35	2026	159	8
2.	Suharman, Harry	34	2026	291	8
3.	Yadiati, Winwin	22	2025	139	9
4.	Handoyo, Sofik	22	2026	565	14
5.	Pratama, Arie	22	2026	73	7
6.	Sofia, Poppy	19	2026	123	7
7.	Mulyani, Sri	15	2024	112	12
8.	Fitrijanti, Tettet	14	2026	91	7
9.	Wahyuni, Ersa Tri	12	2026	21	3
10.	Winarningsih, Srihadi	12	2026	56	5
11.	Tanzil, Nanny Dewi	10	2026	67	6
12.	Afiah, Nunuy Nur	10	2026	31	4
13.	Rosdini, Dini	9	2026	14	4
14.	Sueb, Memed	8	2026	75	5
15.	Avianti, Ilya	8	2026	16	3
16.	Ritchi, Hamzah	7	2026	27	6
17.	Soemantri, Roebiandini	6	2025	45	4
18.	Dahlan, Muhammad	5	2024	44	5
19.	Yudianto, Ivan	4	2025	29	4

## Researchers

Name	Scholarly Output	Most recent publication	Citations	<i>h</i> -index
20. Alfian, Adhi	3	2023	10	3
21. Jaenudin, Edi	3	2025	26	3
22. Amrania, Gia Kardina Prima	2	2026	6	3
23. Sari, Prima Yusi	2	2024	4	3
24. Anas, Syaiful	2	2024	105	2
25. Adrianto, Zaldy	2	2023	16	4
26. Devano, Sony	2	2024	3	1
27. Zulkarnaen, Reza	1	2022	3	1
28. Irawady, Cahya	1	2026	0	2